



5/21/2020

TSSA  
345 Carlingview Drive  
Toronto, ONT  
CA

Dear Cecylia Garbacz

**Re: Reciprocal CRN Registration in Manitoba**

Your application indicates that a CRN has been received in another Canadian Jurisdiction, and therefore your CRN has been registered in Manitoba as follows:

File Number: 74-R638  
CRN: 0A22314.54  
Scope: Attachment A and B, Swagelok Alloy 600 tube fittings  
Manufacturer: Swagelok Company  
Expiry Date: 03-Apr-30

Please find attached invoice for registration.

As indicated by the Regulatory Reconciliation and Cooperation Table and the Reconciliation Agreement for the Canadian Registration Number (CRN) for Pressure Equipment, a CRN issued in any Canadian Jurisdiction will be accepted for use in Manitoba.

In accordance with Steam and Pressure Plants Regulation and CSA B51, it is the manufacturer's responsibility to file a Manufacturers Data Report, including partial data reports, with our office, prior to shipping pressure equipment to Manitoba.

Please contact me directly via email at [Cheryl.Lashek@gov.mb.ca](mailto:Cheryl.Lashek@gov.mb.ca) for any questions or concerns.

**Cheryl Lashek, P.Eng**  
**Director, ITSM**  
Inspection and Technical Services  
Office of the Fire Commissioner  
508 - 401 York Avenue, Winnipeg Manitoba R3C 0P8  
T (204) 945-3507 | F (204) 948-2309



Technical Standards and Safety Authority  
 345 Carlingview Drive  
 Toronto, Ontario M9W 6N9  
 www.tssa.org

Show facsimile of manufacturer's logo or trademark, as it will appear on the fitting, in the space below

Swagelok

## STATUTORY DECLARATION Registration of Fittings

I, Joel Feldman, Vice President of Engineering  
(Name and Position, e.g. President, Plant Manager, Chief Engineer)

of Swagelok Company  
(Name of Manufacturer)

Located at 29500 Solon Road, Solon, Ohio 44139 USA (Plant Address) (440) 248-4600 (Telephone No.) (440) 349-5970 (Fax No.)

do solemnly declare that the fittings listed hereunder, which are subject to the **Technical Standards and Safety Act**, Boilers and Pressure Vessels Regulation, comply with all of the requirements of ASME B31.1 for unlisted components, and ASME B31.3 for unlisted components  
(Title of recognized North American Standard)  
 which specifies the dimensions, materials of construction, pressure/temperature ratings, identification marking the fittings and service;

or are not covered by the provisions of a recognized North American standard and are therefore manufactured to comply with \_\_\_\_\_ as supported by the attached data which identifies the dimensions, material of construction, pressure/temperature ratings and the basis for such ratings, the marking of the fitting for identification and service.

I further declare that the manufacture of these fittings is controlled by a quality system meeting the requirements of ISO 9001:2015 which has been verified by the following authority, BSI

The items covered by this declaration, for which I seek registration, are category A. Fitting type fittings. In support of this application, the following information and/or test data are attached as follows:  
ISO 9001:2015 Certificate, Attachment A, Attachment B, Catalog Information and other Support Documents  
(drawings, calculations, test reports, etc.)

Declared before me at Solon in the state of Ohio  
 the 3rd day of October AD 2019.

Commissioner for Oaths:  
Brenda Hammel  
(Printed name)  
Brenda Hammel  
(Signature)

[Signature]  
(Signature of Declarer)

### FOR OFFICE USE ONLY

To the best of my knowledge and belief, the application meets the requirements of the **Technical Standards and Safety Act**, Boilers and Pressure Vessels Regulation, and CSA Standard B51 and is accepted for registration in Category A

CRN: 0A22314.5  
 Registered by: [Signature]  
 Dated: APRIL 3, 2020

Technical Standards and Safety Authority
Boilers and Pressure Vessels Safety Program

REGISTERED

C.R.N.: 0A22314.5  
 Signed: [Signature]  
 Date: April 3, 2020.

NOTE: This registration expires on: APRIL 3, 2030

Scope of registration: Attachment A and B, Swagelok Alloy 600 tube fittings

*\*Information provided in this application is releasable under the Freedom of Information and Privacy Protection Act and may be disclosed upon request.*



**Attachment B. Scope of Registration for Swagelok Alloy 600  
 (ASTM B166, B564) Tube Fittings (Category A)**

This document represents the scope of Swagelok Inconel Alloy 600 Tube Fittings covered by this submission for CRN approval. These Swagelok Tube Fittings have been evaluated in accordance with ASME B31.3 for unlisted components and ASME B31.1 for unlisted components.

THIS IS PART OF CRN  
 0A22314.5  
 Technical Standards and Safety Authority  
 Boilers and Pressure Vessels Safety  
 Program

**Summary Table**

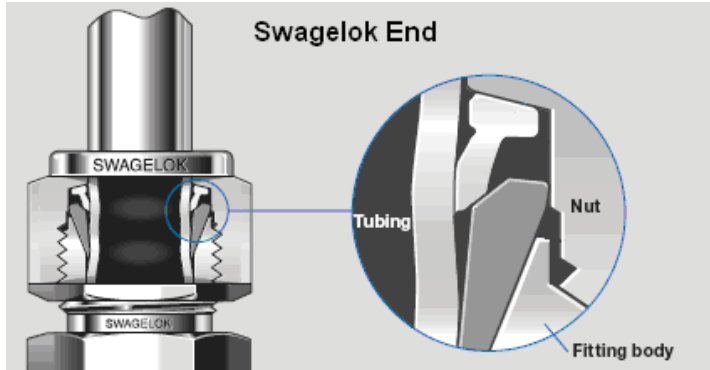
Product Description or Series	Material (Standard)	Port Connections and Sizes	Maximum Allowable Working Pressure		Design Code of Construction
			Up to 100°F	At maximum temperature	
Gaugeable Tube Fittings and Adapter Fittings	Alloy 600 (ASTM B166 / ASTM B564)	Swagelok End Connection 1/4, 3/8, 1/2 inch 6mm, 10mm, 12mm	See Table below	See Table below	ASME B31.1 (Unlisted Components) ASME B31.3 (Unlisted Components)
			NPT Male 1/16 - 1 inch	11 000 – 5300 psig	8800 - 4240 psig @ 900°F (482°C)
		11 000 – 5300 psig		3300 - 1590 psig @ 1000°F (537°C)	ASME B31.3 (Unlisted Components)
		NPT Female 1/16 - 1 inch	6700 – 4400 psig	5360 - 3520 psig @ 900°F (482°C)	ASME B31.1 (Unlisted Components)
			6700 – 4400 psig	2010 - 1320 psig @ 1000°F (537°C)	ASME B31.3 (Unlisted Components)

**Alloy 600 Swagelok Tube Fitting Pressure Rating Table**

Swagelok End Connection Size	Maximum Allowable Working Pressure		
	Up to 100°F	At maximum temperature 900°F (482°C) ASME B31.1	At maximum temperature 1000°F (537°C) ASME B31.3
1/4	10 200 psig	5814 psig	3570 psig
3/8	6500 psig	3705 psig	2275 psig
1/2	5100 psig	2907 psig	1785 psig
6mm	670 bar	381 bar	234 bar
10mm	380 bar	216 bar	133 bar
12mm	310 bar	176 bar	108 bar

## Product Description

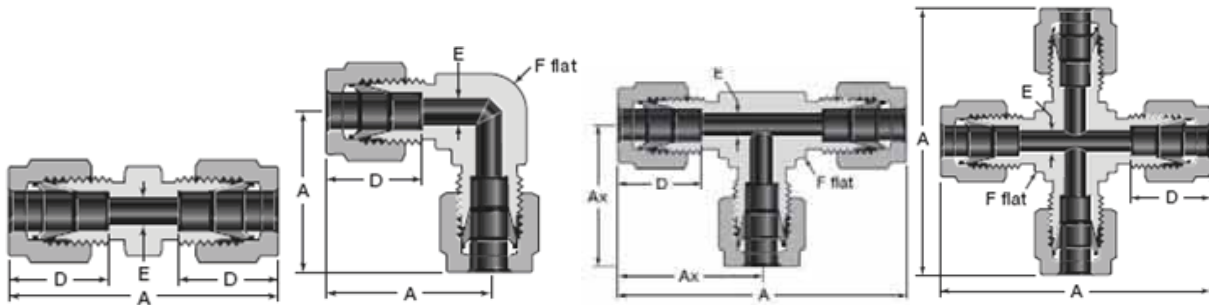
Swagelok Fittings are furnished in a variety of configurations and shapes (straight, elbow, tee or cross). Swagelok Fittings consist of at least one Swagelok End – a proprietary two-ferrule mechanical-grip design. The table below, as well as the “Configurations” section, covers a variety of other end connections.



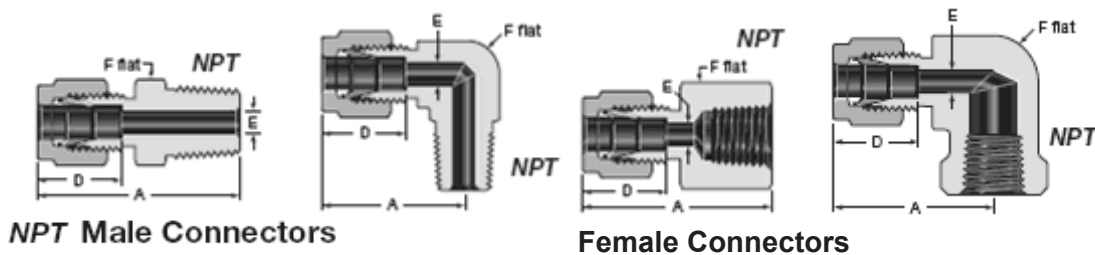
THIS IS PART OF CRN  
 0A22314.5  
 Technical Standards and Safety Authority  
 Boilers and Pressure Vessels Safety  
 Program

## Configurations

### 1. Unions.



### 2. Male and Female connectors / adapters.



## **Product Options:**

Some of the product options listed below affect the pressure-temperature ratings in the “Scope of Registration” section above, but in all cases the pressure ratings are the same or less than those shown in the Summary Table on page 1.

- Tapered pipe thread (NPT) sealant:
  - Curable resin with PTFE
  - PTFE tape
- Bored through fittings
- Plastic ferrules, (Nylon, Teflon, PEEK)

Additional options that do not affect pressure and/or temperature ratings may be made available within the scope of this approval. Examples of these would include the following:

- Special marking
- Special cleaning
- Wire drills
- bulkhead configurations
- Snubbers/frits and orifice plates

All of the above options, those that affect pressure and/or temperature ratings and those that do not, are within the scope of this approval.

## **Quality System**

The Swagelok Company quality system complies with the requirements of ISO 9001:2015. Swagelok Company maintains BSI Certificate of Registration Number FM 01729, which applies to all locations listed on the Certificate.

THIS IS PART OF CRN  
0A22314.5  
Technical Standards and Safety Authority  
Boilers and Pressure Vessels Safety  
Program

## **References**

The product catalog does not represent the full scope of the registration but rather details some of the most common options.

- Gaugeable Tube Fittings and Adapter Fittings MS-01-140, Rev Y
- Swagelok Tubing Data Sheet MS-01-107, Rev N

## Attachment A. Swagelok Manufacturing Locations

This document lists the Swagelok locations where end item or component level manufacturing activities take place.

**THIS IS PART OF CRN**  
 0A22314.5  
 Technical Standards and Safety Authority  
 Boilers and Pressure Vessels Safety  
 Program

Swagelok Company 29500 Solon Road Solon, Ohio 44139 USA	Swagelok Company (Falon 1) 348 Bishop Road Highland Heights, Ohio 44143 USA
Swagelok Company (Highland) 318 Bishop Road Highland Heights, Ohio 44143 USA	Swagelok Company (Falon 2) 358 Bishop Road Highland Heights, Ohio 44143 USA
Swagelok Company (OFC) 29495 F.A. Lennon Drive Solon, Ohio 44139 USA	Swagelok Company (HPF) 6050 Cochran Road Solon, Ohio 44139 USA
Swagelok Company (Atlantic) 26651 Curtiss Wright Parkway Willoughby Hills, Ohio 44092 USA	Swagelok Company (Snow Metal) 6060 Cochran Road Solon, Ohio 44139 USA
Swagelok Company (Micro) 26653 Curtiss Wright Parkway Willoughby Hills, Ohio 44092 USA	Swagelok Company (Alfred) 29500 Ambina Drive Solon, Ohio 44139
Swagelok Hose Services Company (SHSC) 29900 Solon Industrial Parkway Solon, Ohio 44139	Swagelok Company (Strongsville) 15400 Foltz Road Strongsville, Ohio 44119
Swagelok (China) Fluid System Technologies Ltd. Changshu Export Process Zone Changshu Economic Development Zone Changshu, Jiangshu 215513 China	Swagelok Limited Ballafletcher Road Tromode IM4 4RA Isle of Man