

Modular Surface-Mount Components and Seals



- 1.5 in. (38.1 mm) C-seal modular design
- Valves: manual and pneumatic diaphragm and bellows-sealed designs
- Regulators: manual and preset, high-flow models
- Gaskets: C-seal style for 1-, 2-, and 3-port configurations

Surface-Mount Components

Low-Pressure Diaphragm Valves, DP Series



Directional



Locking



Toggle



Pneumatic

For additional information, see the Swagelok *Springless Diaphragm Valves for High Performance—DP Series* catalog, MS-01-165.

Features

- Pressure rating: 250 psig (17.2 bar)
- Temperature rating: -10 to 150°F (-23 to 65°C)
- Directional handle—quarter-turn actuation with visual indication of open and closed position
- Toggle handle—spring-loaded toggle with lockout capability (can be locked in the closed position only)
- Integral lockout handle—quarter-turn actuation with lockout safety feature to prevent actuation (can be locked in the closed position only)
- Interchangeable pneumatic and manual actuators

Ordering Information

| Manual Actuators | Ordering Numbers | |
|---------------------|-------------------|-------------------|
| | 2-Port | 3-Port |
| Directional | 6LVV-MSM-DP-2-P | 6LVV-MSM-DP-3-P |
| Integral lockout | 6LVV-MSM-DPL-2-P | 6LVV-MSM-DPL-3-P |
| Toggle | 6LVV-MSM-DPT-2-P | 6LVV-MSM-DPT-3-P |
| Pneumatic Actuators | 2-Port | 3-Port |
| Normally closed | 6LVV-MSM-DP-2-P-C | 6LVV-MSM-DP-3-P-C |
| Normally open | 6LVV-MSM-DP-2-P-O | 6LVV-MSM-DP-3-P-O |

Handle Color Options

Standard handle color is blue. To order an optional color, add a color designator to the ordering number. Example: 6LVV-MSM-DPT-2-P-**RD**

| Handle Color | Designator |
|--------------|------------|
| Black | -BK |
| Green | -GR |
| Orange | -OG |
| Red | -RD |
| White | -WH |
| Yellow | -YW |

Indicator Switch Option

To order a **normally closed** pneumatically actuated valve with an indicator switch, add **M** to the ordering number.

Example: 6LVV-MSM-DP-2-P-**CM**

Bellows-Sealed Metering Valves, BM Series



Features

- Pressure rating: 700 psig (48.2 bar)
- Temperature rating: -20 to 600°F (-28 to 315°C)
- Micrometer handle for precise, repeatable flow settings

Ordering Information

| Ordering Numbers | |
|------------------|---------------|
| 2-Port | 3-Port |
| 6LVV-MSM-BM-2 | 6LVV-MSM-BM-3 |

For additional information, see the Swagelok *Bellows-Sealed Metering Valves—BM Series* catalog, MS-01-23.

Surface-Mount Components

High-Flow Regulators, HF Series



For additional information, see the Swagelok *Compact, High-Flow Gas Regulators—HF Series* catalog, MS-01-156, for preset models, and the Swagelok *High-Flow Manual Gas Regulators—HF Series* catalog, MS-02-157, for manual models.

Features

- Inlet pressure rating: 1000 psig (68.9 bar) for preset models; 500 psig (34.4 bar) for manual models
- Outlet pressure rating: vacuum to 150 psig (10.3 bar) for preset models; 100 psig (6.8 bar) for manual models
- Temperature rating: -10 to 150°F (-23 to 65°C)
- Flow rates up to 200 std L/min
- Preset models can be factory-charged to a specific delivery pressure or set up for remote adjustment of delivery pressure.
- Manually adjustable models are offered with a choice of three spring ranges for delivery pressure.

Ordering Information

Regulators

| Model | Basic Ordering Number |
|--------|-------------------------------|
| | 2-Port |
| Preset | SS-MSM-HFD3B-PXX ^① |
| Manual | SS-MSM-HFM3B-P ^② |

① For a complete ordering number, change **XX** to a factory-set outlet pressure of **10, 20, 30,** or **50** psig (0.69, 1.3, 2.0, or 3.4 bar).

Example: SS-MSM-HFD3B-P10

② To order a complete assembly, order a regulator and a spring kit. See **Spring Kits for Manual Models** table at right for ordering numbers.

Spring Kits for Manual Models

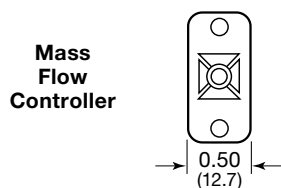

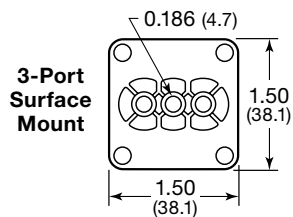
| Pressure Range psig (bar) | Kit Ordering Number |
|------------------------------|------------------------|
| Vacuum to 25 (1.7) | 177-13K-HFM-A |
| 5 to 50 (0.34 to 3.4) | 177-13K-HFM-B |
| 10 to 100 (0.68 to 6.8) | 177-13K-HFM-C |

Gaskets and Gasket Assemblies

- C-seal for a 1.5 in. (38.1 mm) modular system
- 316L stainless steel material of construction
- Helium leak-tight integrity to less than 1×10^{-9} std cm³/s

Ordering Information and Dimensions

Dimensions, in inches (millimeters), are for reference only and are subject to change.



| Gasket Description | Ordering Number | Assembly Requirements |
|----------------------|-----------------|---|
| 3-port surface mount | 201097 | 1 for each 3-port surface-mount component |
| 2-port surface mount | 201096 | 1 for each 2-port surface-mount component |
| Mass flow controller | 201098 | 2 for each mass flow controller |

Safe Product Selection

When selecting a product, the total system design must be considered to ensure safe, trouble-free performance. Function, material compatibility, adequate ratings, proper installation, operation, and maintenance are the responsibilities of the system designer and user.

Caution: Do not mix or interchange surface-mount component parts with those of other manufacturers.

Warranty Information

Swagelok products are backed by The Swagelok Limited Lifetime Warranty. For a copy, visit swagelok.com or contact your authorized Swagelok representative.

Swagelok, IGC—TM Swagelok Company
Windows—TM Microsoft Corp.
© 2008–2016 Swagelok Company
MS-02-135, R8