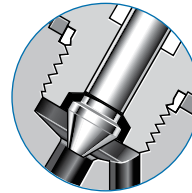


Distribution Manifold

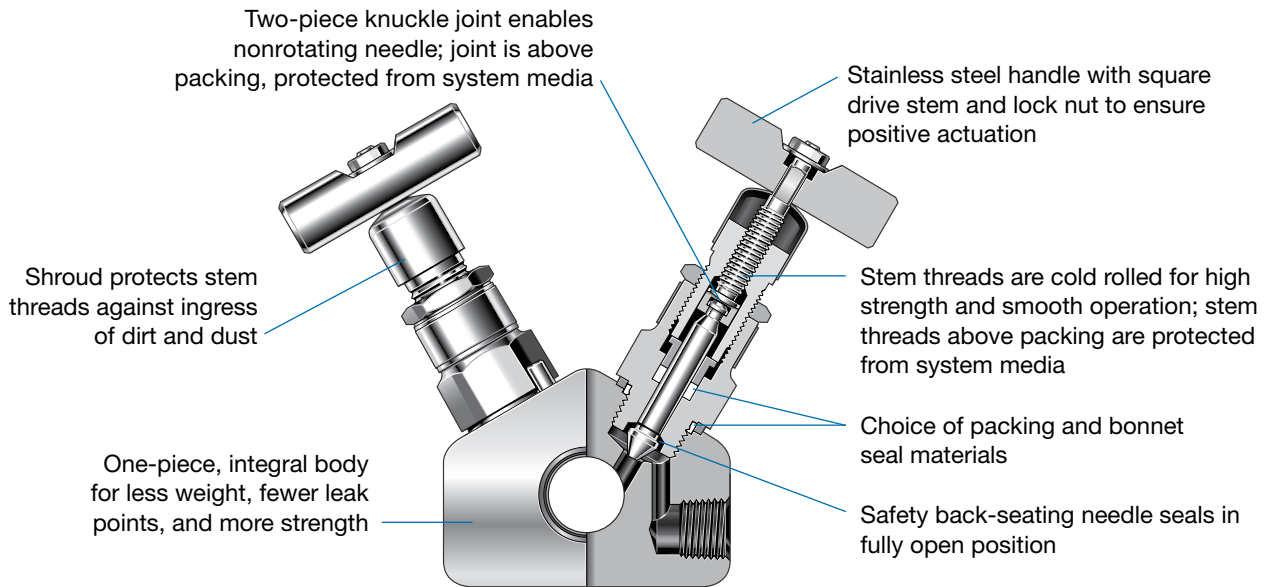
J6 Series

- Extruded stainless steel body rated for 6000 psig (413 bar) working pressure
- Compact, versatile manifold for gas and liquid applications
- Fewer potential leak points than conventional distribution manifolds
- Four to eighteen needle valves and outlet connections
- Mounting holes through the manifold to reduce stress on the piping system



Nonrotating
hardened needle
for positive shutoff





Materials of Construction

Component	Grade/ASTM Specification
<i>Body, bonnets</i>	<i>316/316L SS/A479</i>
<i>Needles</i>	<i>S17400 SS/A564 condition H1150D</i>
<i>Packing, bonnet seals</i>	<i>PTFE^① or graphite</i>
<i>Lubricant</i>	<i>Molybdenum disulfide in hydrocarbon carrier</i>
Bonnet seal rings, gland nuts, shrouds, stems, glands, handles, handle lock nuts, handle washers, locking pins	316 SS
Gland lock nuts	300 series powdered metal SS

Wetted components listed in *italics*.

① Optional Low Emissions configuration supplied with Carbon/glass-filled PTFE.

Testing

Every valve is hydrostatically tested at ambient temperature.

Options and Accessories

- Flanged inlet connections available
- Antitamper feature available
- Bleed/drain valve available
- Hydrostatic test certificates complete with full chemical and physical material certifications available
- Low Emissions certification per API 624 available

For these and other options and accessories, contact your authorized Swagelok® sales and service representative.

Low Fugitive Emissions

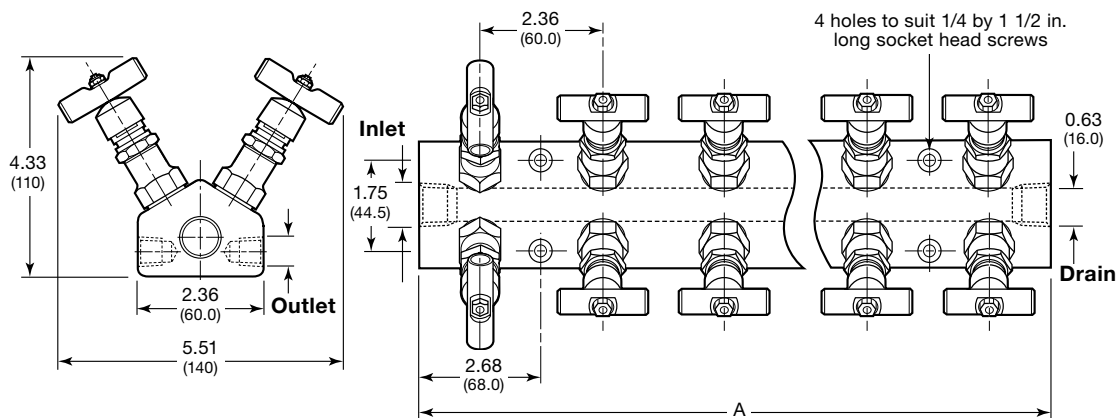
The American Petroleum Institute's API 624 tests for fugitive emissions to atmosphere for distribution manifolds. The tests are conducted at a third party lab and certify that at no point in the test did the valve leak in excess of 100 ppm of methane. Certificates stating that the manifold is certified for Low Emissions service are available. For more information, contact your authorized Swagelok sales and service representative.

Pressure-Temperature Ratings

End Connection Size, in.	PTFE Seals		Graphite Seals	
	Temperature °F (°C)	Working Pressure psig (bar)	Temperature °F (°C)	Working Pressure psig (bar)
1/2 and 3/4	200 (93)	6000 (413)	200 (93)	6000 (413)
	400 (204)	4000 (275)	850 (454)	3000 (206)
1	200 (93)	3000 (206)	200 (93)	2000 (137)
	400 (204)	2000 (137)	850 (454)	1500 (103)

Ordering Information and Dimensions

Dimensions, in inches (millimeters), are for reference only and are subject to change.

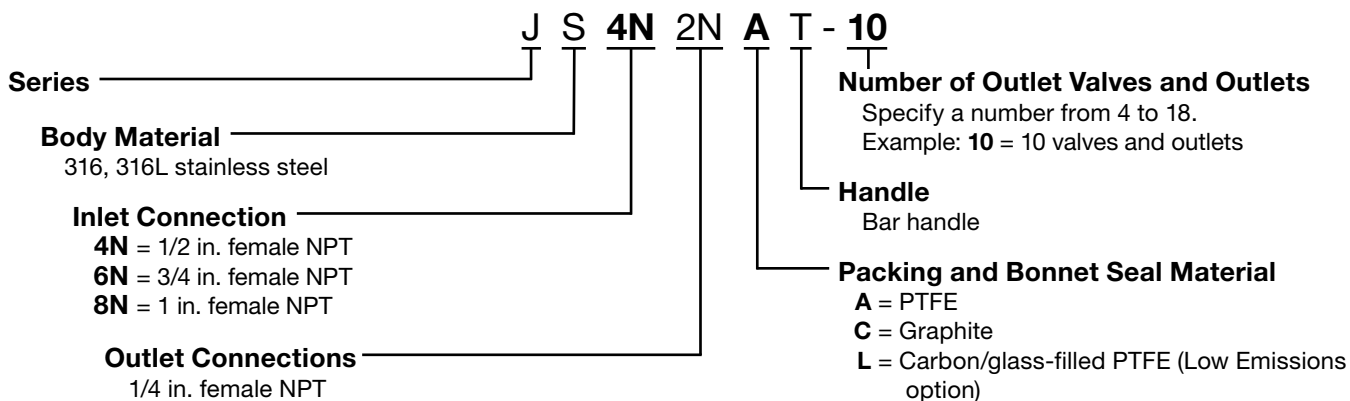


Number of Outlet Connections	A in. (mm)
4	5.35 (136)
6	7.72 (196)
8	10.1 (256)
10	12.4 (316)
12	14.8 (376)
14	17.2 (436)
16	19.6 (496)
18	21.9 (556)

Valve orifice—0.157 in. (4.0 mm)
 Inlet—1/2, 3/4, or 1 in. female NPT
 Outlets—1/4 in. female NPT
 Drain—1/2 in. female NPT

Ordering Number

Build a distribution manifold ordering number by combining the designators in the sequence shown below.



⚠ A packing adjustment may be required periodically to increase service life and to prevent leakage.

⚠ Valves that have not been cycled for a period of time may have a higher initial actuation torque.

⚠ To increase service life, ensure proper valve performance, and prevent leakage, apply only as much torque as is required to achieve positive shutoff.

Safe Product Selection

When selecting a product, the total system design must be considered to ensure safe, trouble-free performance. Function, material compatibility, adequate ratings, proper installation, operation, and maintenance are the responsibilities of the system designer and user.

Caution: Do not mix or interchange parts with those of other manufacturers.

Warranty Information

Swagelok products are backed by The Swagelok Limited Lifetime Warranty. For a copy, visit swagelok.com or contact your authorized Swagelok representative.

Swagelok—TM Swagelok Company
 © 2004–2019 Swagelok Company
 October 2019, RevE
 MS-02-214