

High-Purity PFA Fine Thread Flare Fittings



- Available in 1/4, 3/8, 1/2, 3/4 and 1 in. tube sizes
- PFA and PVDF nut options
- A wide variety of configurations

Contents

Straight Fittings

Unions

■ Union	3
Reducing	3
Bulkhead	4
Bulkhead Reducing	4



Male Connectors

■ NPT	4
Bulkhead NPT	4



Female Connector

■ NPT	5
-------	---



Space Maker Reducers

■ Female Flare	5
Male to Female Flare	5



Caps, Plugs, and Nuts

■ Flare Plug	5
Nut	5
Flare Cap and Nut	6
Bulkhead Nut	6



90° Elbows

Unions

■ Union	6
Reducing	6



Male

■ NPT	6
-------	---

Female

■ NPT	7
-------	---

Space Maker Elbows

Unions

■ Female Flare	7
Male to Female Flare	7
Reducing Female Flare	7



Space Maker Elbow Sweeps

Unions

■ Female Flare	8
Male to Female Flare	8
Male NPT	8



Tees

Unions

■ Union	8
Reducing Union	9



Male

■ Branch, NPT	9
Run, NPT	9

Space Maker Tees

Unions

■ Union	9
Run	10
Run, Run	10
Branch	10
Branch, Run	10



PVDF Multiflare Fittings

■ Bulkhead	11
Male NPT	11
Transition Fitting	11



PVDF Transition Fittings

.....	11
-------	----



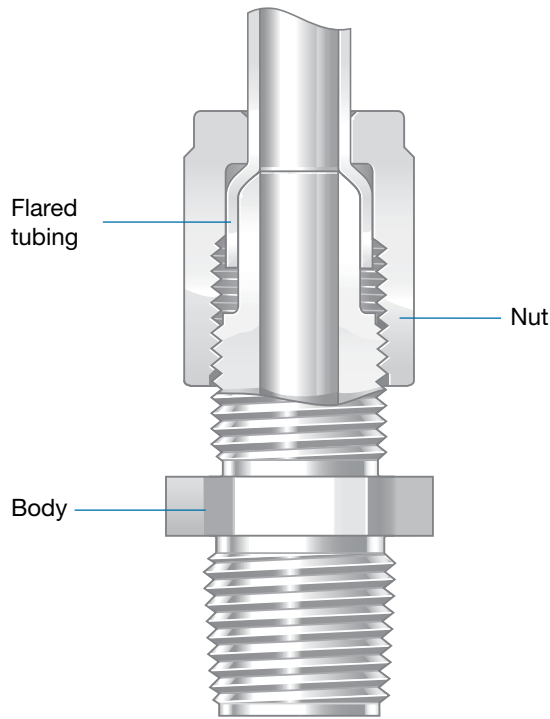
Double Containment Fittings

.....	12
-------	----



Contact your authorized Swagelok representative for additional configurations and custom fittings.

Features



Pressure-Temperature Ratings

Tube Size	1/4 in.	3/8 in.	1/2 in.	3/4 in.	1 in.
Temperature, °F (°C)	Working Pressure, psig (bar)				
High-Purity PFA Body with PVDF Nut					
75 (23)	275 (18.9)	235 (16.1)	190 (13.0)	110 (7.5)	80 (5.5)
300 (148)	75 (5.1)	75 (5.1)	50 (3.4)	30 (2.0)	15 (1.0)
High-Purity PFA Body with PFA Nut					
75 (23)	275 (18.9)	235 (16.1)	190 (13.0)	110 (7.5)	80 (5.5)
350 (176)	50 (3.4)	50 (3.4)	40 (2.7)	20 (1.3)	15 (1.0)
PVDF Body and Nut					
75 (23)	275 (18.9)	235 (16.1)	190 (13.0)	110 (7.5)	80 (5.5)

Packaging

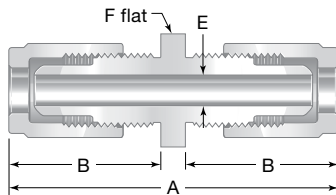
Swagelok® high-purity PFA fine thread flare fittings are packaged in accordance with SEMI F57-0301.

Ordering Information and Dimensions

- Dimensions, in inches, are for reference only and are subject to change.
- PFA fittings are standard with PVDF nuts. To order PFA fittings with PFA nuts, replace **1** in the ordering number with **3**.
 Example: PFA4-4-FTF-6-1 (with PVDF nut)
 PFA4-4-FTF-6-3 (with PFA nut)

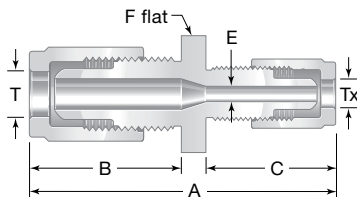
Straight Fittings

Unions



Union

Tube OD in.	Ordering Number	Dimensions, in.			
		A	B	E	F
1/4	PFA4-4-FTF-6-1	2.49	1.15	0.15	11/16
3/8	PFA4-6-FTF-6-1	2.71	1.25	0.25	13/16
1/2	PFA4-8-FTF-6-1	2.93	1.35	0.38	15/16
3/4	PFA4-12-FTF-6-1	3.25	1.50	0.63	1 3/16
1	PFA4-16-FTF-6-1	3.71	1.71	0.88	1 7/16

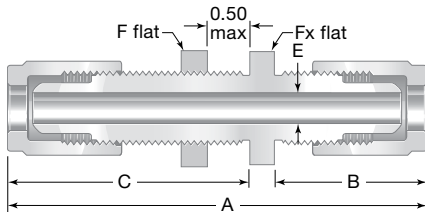


Reducing

Tube OD, in.		Ordering Number	Dimensions, in.				
T	Tx		A	B	C	E	F
3/8	1/4	PFA4-6-FTF-6-4-1	2.69	1.25	1.15	0.15	13/16
1/2	3/8	PFA4-8-FTF-6-6-1	2.89	1.35	1.25	0.25	15/16
3/4	1/2	PFA4-12-FTF-6-8-1	3.14	1.50	1.35	0.38	1 3/16
1	3/4	PFA4-16-FTF-6-12-1	3.51	1.71	1.50	0.66	1 7/16

Straight Fittings

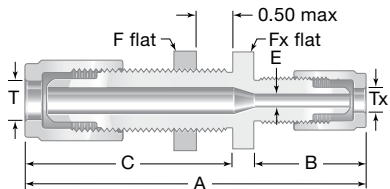
Unions



Bulkhead

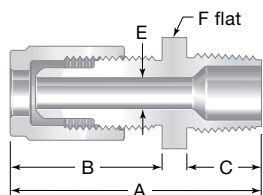
Tube OD in.	Ordering Number	Dimensions, in.					
		A	B	C	E	F	Fx
1/4	PFA4-4-FTF-61-1	3.27	1.15	1.93	0.15	3/4	11/16
3/8	PFA4-6-FTF-61-1	3.49	1.25	2.03	0.25	15/16	13/16
1/2	PFA4-8-FTF-61-1	3.71	1.35	2.13	0.38	1 1/16	15/16
3/4	PFA4-12-FTF-61-1	4.03	1.50	2.28	0.63	1 5/16	1 3/16
1	PFA4-16-FTF-61-1	4.57	1.71	2.56	0.88	1 3/4	1 5/8

Bulkhead Reducing



Tube OD, in.		Ordering Number	Dimensions, in.					
T	Tx		A	B	C	E	F	Fx
3/8	1/4	PFA4-6-FTF-61-4-1	3.39	1.15	2.03	0.15	15/16	13/16
1/2	3/8	PFA4-8-FTF-61-6-1	3.61	1.25	2.13	0.25	1 1/16	15/16
3/4	1/2	PFA4-12-FTF-61-8-1	3.88	1.35	2.28	0.38	1 5/16	1 3/16
1	3/4	PFA4-16-FTF-61-12-1	4.29	1.50	2.56	0.63	1 3/4	1 5/8

Male Connectors



JIS (ISO/BSP Tapered) End Connections

For JIS (ISO/BSP tapered) end connections, insert **RT** into the ordering number.

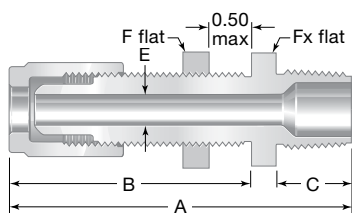
Example: PFA4-4-FTF-1-4**RT**-1

NPT

Tube OD in.	NPT Size in.	Ordering Number	Dimensions, in.				
			A	B	C	E	F
1/4	1/8	PFA4-4-FTF-1-2-1 ^①	1.99	1.15	0.45	0.15	5/8
	1/4	PFA4-4-FTF-1-4-1	2.09		5/8		
	3/8	PFA4-4-FTF-1-6-1	2.09		11/16		
	1/2	PFA4-4-FTF-1-8-1	2.20		15/16		
	3/4	PFA4-4-FTF-1-12-1 ^①	2.21		1 3/16		
3/8	1/4	PFA4-6-FTF-1-4-1	2.09	1.25	0.55	0.25	13/16
	3/8	PFA4-6-FTF-1-6-1	2.09		13/16		
	1/2	PFA4-6-FTF-1-8-1	2.21		15/16		
	3/4	PFA4-6-FTF-1-12-1 ^①	2.21		1 3/16		
1/2	1/4	PFA4-8-FTF-1-4-1	2.20	1.35	0.55	0.38	15/16
	3/8	PFA4-8-FTF-1-6-1	2.20		15/16		
	1/2	PFA4-8-FTF-1-8-1	2.31		15/16		
	3/4	PFA4-8-FTF-1-12-1	2.32		1 3/16		
3/4	1/2	PFA4-12-FTF-1-8-1	2.45	1.50	0.66	0.55	1 3/16
	3/4	PFA4-12-FTF-1-12-1	2.46		0.63		1 3/16
	1	PFA4-12-FTF-1-16-1	2.66		0.85		1 7/16
1	3/4	PFA4-16-FTF-1-12-1	2.67	1.71	0.67	0.66	1 7/16
	1	PFA4-16-FTF-1-16-1	2.90		0.85		0.88

^① Not available with JIS (ISO/BSP tapered) end connections.

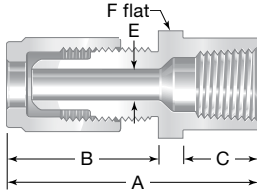
Bulkhead NPT



Tube OD in.	NPT Size in.	Ordering Number	Dimensions, in.					
			A	B	C	E	F	Fx
1/4	1/4	PFA4-4-FTF-11-4-1	2.67	1.93	0.55	0.15	3/4	11/16
3/8	3/8	PFA4-6-FTF-11-6-1	2.79	2.03	0.55	0.25	5/16	3/16
1/2	1/2	PFA4-8-FTF-11-8-1	3.02	2.13	0.66	0.38	1 1/16	15/16
3/4	3/4	PFA4-12-FTF-11-12-1	3.20	2.28	0.67	0.63	1 5/16	1 3/16
1	1	PFA4-16-FTF-11-16-1	3.64	2.56	0.85	0.88	1 3/4	1 5/8

Straight Fittings

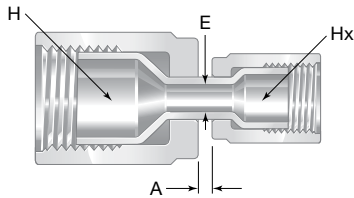
Female Connector



NPT

Tube OD in.	NPT Size in.	Ordering Number	Dimensions, in.				
			A	B	C	E	F
1/4	1/8	PFA4-4-FTF-7-2-1	1.97	1.15	0.63	0.15	5/8
	1/4	PFA4-4-FTF-7-4-1	1.97				3/4
	3/8	PFA4-4-FTF-7-6-1	1.99				15/16
3/8	1/4	PFA4-6-FTF-7-4-1	2.07	1.25	0.63	0.25	3/4
	3/8	PFA4-6-FTF-7-6-1	2.09				15/16
	1/2	PFA4-6-FTF-7-8-1	2.11				1 1/8
1/2	3/8	PFA4-8-FTF-7-6-1	2.19	1.35	0.63	0.38	15/16
	1/2	PFA4-8-FTF-7-8-1	2.21				1 1/8
	3/4	PFA4-8-FTF-7-12-1	2.27				1 3/8
3/4	1/2	PFA4-12-FTF-7-8-1	2.36	1.50	0.63	0.63	1 1/8
	3/4	PFA4-12-FTF-7-12-1	2.42				1 3/8
1	1	PFA4-16-FTF-7-16-1	2.87	1.71	0.85	0.88	1 5/8

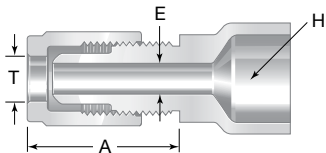
Space Maker Reducers



Female Flare

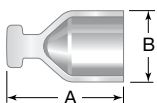
Flare Size, in.		Ordering Number	Dimensions, in.	
H	Hx		A	E
3/8	1/4	PFA4-6-FTFX-6-4-1	0.45	0.15
	1/2	PFA4-8-FTFX-6-4-1 PFA4-8-FTFX-6-6-1	0.43 0.41	0.15 0.25
3/4	1/4	PFA4-12-FTFX-6-4-1	0.44	0.15
	3/8	PFA4-12-FTFX-6-6-1	0.43	0.25
	1/2	PFA4-12-FTFX-6-8-1	0.51	0.38
1	3/8	PFA4-16-FTFX-6-6-1	0.38	0.25
	1/2	PFA4-16-FTFX-6-8-1	0.45	0.38
	3/4	PFA4-16-FTFX-6-12-1	0.38	0.63

Male to Female Flare



Flare Size, in.		Ordering Number	Dimensions, in.	
H	T		A	E
3/8	1/4	PFA4-4-FTF-R-6X-1	1.21	0.15
	1/2	PFA4-4-FTF-R-8X-1 PFA4-6-FTF-R-8X-1	1.21 1.60	0.15 0.25
3/4	1/4	PFA4-4-FTF-R-12X-1	1.21	0.15
	3/8	PFA4-6-FTF-R-12X-1	1.33	0.25
	1/2	PFA4-8-FTF-R-12X-1	1.46	0.38
1	1/4	PFA4-4-FTF-R-16X-1	1.15	0.15
	3/8	PFA4-6-FTF-R-16X-1	1.27	0.25
	1/2	PFA4-8-FTF-R-16X-1	1.40	0.38
	3/4	PFA4-12-FTF-R-16X-1	1.57	0.63

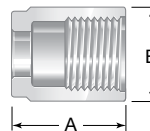
Caps, Nuts, and Plugs



Use with a nut to plug a male port.

Flare Plug

Flare Size in.	Ordering Number	Dimensions, in.	
		A	B
1/4	PFA4-4-FTF-P-B	0.73	0.39
3/8	PFA4-6-FTF-P-B	0.86	0.53
1/2	PFA4-8-FTF-P-B	0.93	0.68
3/4	PFA4-12-FTF-P-B	1.08	0.93
1	PFA4-16-FTF-P-B	1.22	1.26



Nut

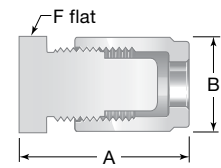
Tube OD in.	Ordering Number ^①	Dimensions, in.	
		A	B
1/4	PVDF-4-FTF-B	1.00	0.73
3/8	PVDF-6-FTF-B	1.01	0.85
1/2	PVDF-8-FTF-B	1.09	1.00
3/4	PVDF-12-FTF-B	1.25	1.32
1	PVDF-16-FTF-B	1.49	1.76

^① Ordering numbers reflect PVDF nuts. To order PFA nuts, replace the PVDF in the ordering number with **PFA4**.

Example: **PFA4-4-FTF-B**

Straight Fittings

Caps, Nuts, and Plugs

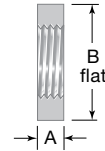


Use to cap a tube.

Flare Cap and Nut

Tube OD in.	Ordering Number	Dimensions, in.		
		A	B	F
1/4	PFA4-4-FTF-C-B-1	1.45	0.78	5/8
3/8	PFA4-6-FTF-C-B-1	1.52	0.91	13/16
1/2	PFA4-8-FTF-C-B-1	1.67	1.03	15/16
3/4	PFA4-12-FTF-C-B-1	1.82	1.35	1 3/16
1	PFA4-16-FTF-C-B-1	2.04	1.75	1 7/16

Bulkhead Nut

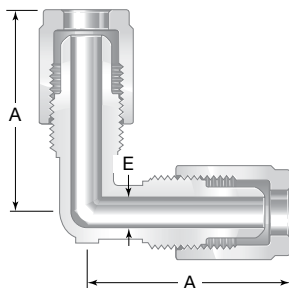


Tube OD in.	Ordering Number ^①	Dimensions, in.	
		A	B
1/4	PVDF-4-PMN-B	0.26	3/4
3/8	PVDF-6-PMN-B	0.26	15/16
1/2	PVDF-8-PMN-B	0.27	1 1/16
3/4	PVDF-12-PMN-B	0.28	1 5/16
1	PVDF-16-PMN-B	0.29	1 3/4

^① Not available in PFA.

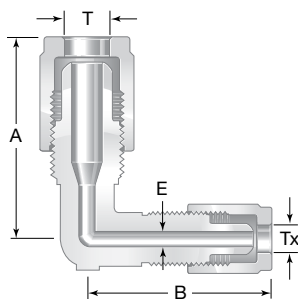
90° Elbows

Unions



Union

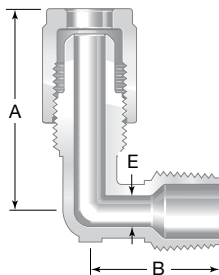
Tube OD in.	Ordering Number	Dimensions, in.	
		A	E
1/4	PFA4-4-FTF-9-1	1.61	0.15
3/8	PFA4-6-FTF-9-1	1.73	0.25
1/2	PFA4-8-FTF-9-1	1.83	0.38
3/4	PFA4-12-FTF-9-1	2.18	0.63
1	PFA4-16-FTF-9-1	2.70	0.87



Reducing

Tube OD, in.		Ordering Number	Dimensions, in.		
T	Tx		A	B	E
3/8	1/4	PFA4-6-FTF-9-4-1	1.73	1.61	0.15
1/2	1/4	PFA4-8-FTF-9-4-1	1.83	1.61	0.15
	3/8	PFA4-8-FTF-9-6-1			
3/4	1/2	PFA4-12-FTF-9-8-1	2.18	1.83	0.38
1	1/2	PFA4-16-FTF-9-8-1	2.70	1.99	0.38
	3/4	PFA4-16-FTF-9-12-1			

Male



NPT

Tube OD in.	NPT Size in.	Ordering Number	Dimensions, in.		
			A	B	E
1/4	1/8	PFA4-4-FTF-2-2-1 ^①	1.61	1.07	0.15
	1/4	PFA4-4-FTF-2-4-1			
	3/8	PFA4-4-FTF-2-6-1			
3/8	1/4	PFA4-6-FTF-2-4-1	1.73	1.07	0.25
	3/8	PFA4-6-FTF-2-6-1			
	1/2	PFA4-6-FTF-2-8-1			
1/2	1/4	PFA4-8-FTF-2-4-1	1.83	1.07	0.25
	3/8	PFA4-8-FTF-2-6-1			
	1/2	PFA4-8-FTF-2-8-1			
	3/4	PFA4-8-FTF-2-12-1			
3/4	1/2	PFA4-12-FTF-2-8-1	2.18	1.37	0.53
	3/4	PFA4-12-FTF-2-12-1			
	1	PFA4-12-FTF-2-16-1			
1	3/4	PFA4-16-FTF-2-12-1	2.70	1.64	0.66
	1	PFA4-16-FTF-2-16-1			

^① Not available with JIS (ISO/BSP tapered) end connections.

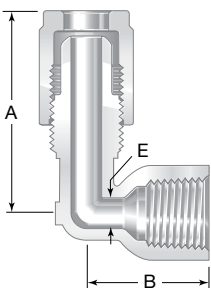
JIS (ISO/BSP Tapered) End Connections

For JIS (ISO/BSP tapered) end connections, insert **RT** into the ordering number.

Example: PFA4-4-FTF-2-4**RT**-1

90° Elbows

Female

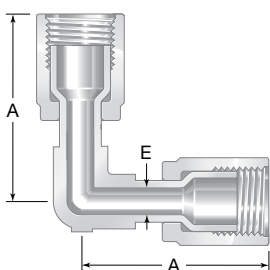


NPT

Tube OD in.	NPT Size in.	Ordering Number	Dimensions, in.		
			A	B	E
1/4	1/8	PFA4-4-FTF-8-2-1	1.77	0.81	0.15
	1/4	PFA4-4-FTF-8-4-1		0.94	
	3/8	PFA4-4-FTF-8-6-1		1.00	
3/8	1/4	PFA4-6-FTF-8-4-1	1.89	0.94	0.25
	3/8	PFA4-6-FTF-8-6-1		1.00	
	1/2	PFA4-6-FTF-8-8-1		1.23	
1/2	1/4	PFA4-8-FTF-8-4-1	1.99	0.96	0.36
	3/8	PFA4-8-FTF-8-6-1		1.00	
	1/2	PFA4-8-FTF-8-8-1		1.23	

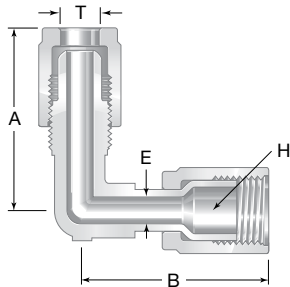
Space Maker Elbows

Unions



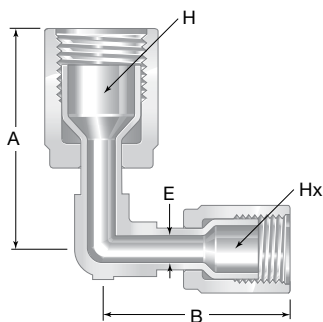
Female Flare

Flare Size in.	Ordering Number	Dimensions, in.	
		A	E
1/4	PFA4-4-FTFX-9-1	1.64	0.15
3/8	PFA4-6-FTFX-9-1	1.73	0.25
1/2	PFA4-8-FTFX-9-1	1.94	0.38
3/4	PFA4-12-FTFX-9-1	2.26	0.63
1	PFA4-16-FTFX-9-1	2.77	0.88



Male to Female Flare

T, Tube OD in.	H, Flare Size in.	Ordering Number	Dimensions, in.		
			A	B	E
1/4	1/4	PFA4-4-FTF-9-4X-1	1.65	1.64	0.15
	3/8	PFA4-4-FTF-9-6X-1		1.73	
	1/2	PFA4-4-FTF-9-8X-1		1.84	
3/8	1/4	PFA4-6-FTF-9-4X-1	1.75	1.64	0.15
	3/8	PFA4-6-FTF-9-6X-1		1.73	
	1/2	PFA4-6-FTF-9-8X-1		1.84	
1/2	3/8	PFA4-8-FTF-9-6X-1	1.86	1.73	0.38
	1/2	PFA4-8-FTF-9-8X-1		1.83	
	3/4	PFA4-8-FTF-9-12X-1		1.86	
	1	PFA4-8-FTF-9-16X-1		2.02	
3/4	1/2	PFA4-12-FTF-9-8X-1	2.18	1.84	0.38
	3/4	PFA4-12-FTF-9-12X-1		2.26	
	1	PFA4-12-FTF-9-16X-1		2.77	
1	3/4	PFA4-16-FTF-9-12X-1	2.70	2.26	0.63
	1	PFA4-16-FTF-9-16X-1		2.77	

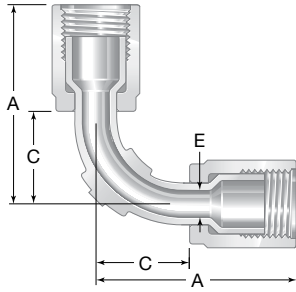


Reducing Female Flare

Flare Size, in.		Ordering Number	Dimensions, in.		
H	Hx		A	B	E
3/8	1/4	PFA4-6-FTFX-9-4-1	1.73	1.64	0.15
1/2	3/8	PFA4-8-FTFX-9-6-1	1.84	1.73	0.25
3/4	1/2	PFA4-12-FTFX-9-8-1	2.26	1.84	0.38
1	3/4	PFA4-16-FTFX-9-12-1	2.77	2.26	0.63

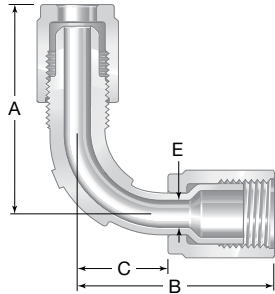
Space Maker Elbow Sweeps

Unions



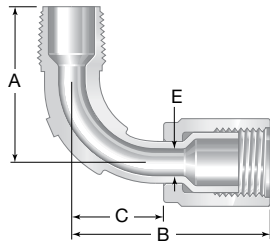
Female Flare

Flare Size in.	Ordering Number	Dimensions, in.		
		A	C	E
1/4	PFA4-4-FTFX-9S-1	1.95	0.95	0.15
3/8	PFA4-6-FTFX-9S-1	2.00	0.98	0.25
1/2	PFA4-8-FTFX-9S-1	2.08	0.99	0.38
3/4	PFA4-12-FTFX-9S-1	2.65	1.40	0.63
1	PFA4-16-FTFX-9S-1	3.21	1.72	0.88



Male to Female Flare

Tube OD/ Flare Size in.	Ordering Number	Dimensions, in.			
		A	B	C	E
1/4	PFA4-4-FTF-9S-4X-1	2.15	1.95	0.95	0.15
3/8	PFA4-6-FTF-9S-6X-1	2.25	2.00	0.98	0.25
1/2	PFA4-8-FTF-9S-8X-1	2.35	2.08	0.99	0.38
3/4	PFA4-12-FTF-9S-12X-1	2.75	2.65	1.40	0.63
1	PFA4-16-FTF-9S-16X-1	3.28	3.21	1.72	0.88

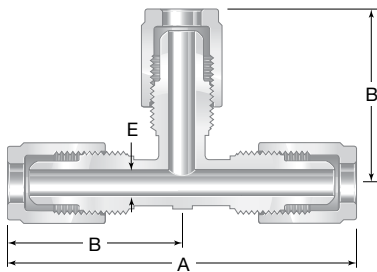


Male NPT

NPT Size/ Flare Size in.	Ordering Number	Dimensions, in.			
		A	B	C	E
1/4	PFA4-4-FTFX-2S-4-1	1.30	1.95	0.95	0.15
3/8	PFA4-6-FTFX-2S-6-1	1.55	2.00	0.98	0.25
1/2	PFA4-8-FTFX-2S-8-1	1.66	2.08	0.99	0.38
3/4	PFA4-12-FTFX-2S-12-1	1.92	2.65	1.40	0.63
1	PFA4-16-FTFX-2S-16-1	2.60	3.21	1.72	0.88

Tees

Unions

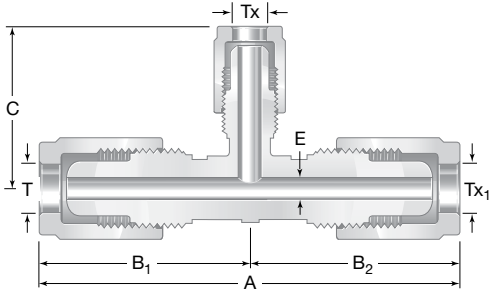


Union

Tube OD in.	Ordering Number	Dimensions, in.		
		A	B	E
1/4	PFA4-4-FTF-3-1	3.28	1.61	0.15
3/8	PFA4-6-FTF-3-1	3.48	1.73	0.25
1/2	PFA4-8-FTF-3-1	3.68	1.83	0.38
3/4	PFA4-12-FTF-3-1	4.36	2.18	0.63
1	PFA4-16-FTF-3-1	5.40	2.70	0.88

Tees

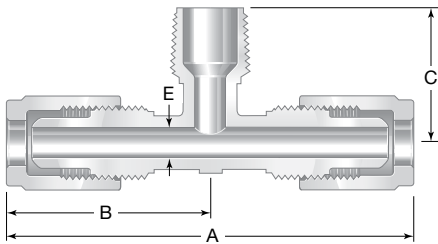
Union



Reducing

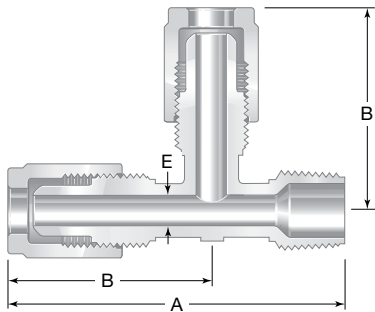
Tube OD, in.			Ordering Number	Dimensions, in.				
T	Tx	Tx ₁		A	B ₁	B ₂	C	E
3/8	1/4	1/4	PFA4-6-FTF-3-4-4-1	3.40	1.75	1.65	1.65	0.15
	1/4	3/8	PFA4-6-FTF-3-6-4-1			1.75	1.65	
	3/8	1/4	PFA4-6-FTF-3-4-6-1			1.65	1.75	
1/2	1/4	1/4	PFA4-8-FTF-3-4-4-1	3.51	1.86	1.65	1.65	0.15
	1/4	1/2	PFA4-8-FTF-3-8-4-1	3.72		1.86	1.65	0.15
	3/8	3/8	PFA4-8-FTF-3-6-6-1	3.61		1.75	1.75	0.25
	3/8	1/2	PFA4-8-FTF-3-8-6-1	3.72		1.86	1.75	0.25
	1/2	3/8	PFA4-8-FTF-3-6-8-1	3.61		1.75	1.86	0.38
3/4	1/4	3/4	PFA4-12-FTF-3-12-4-1	4.36	2.18	2.18	1.65	0.15
	3/8	3/4	PFA4-12-FTF-3-12-6-1	4.36		2.18	1.75	0.25
	1/2	3/4	PFA4-12-FTF-3-12-8-1	4.36		2.18	1.86	0.38
	3/4	1/2	PFA4-12-FTF-3-8-12-1	4.04		1.86	2.18	0.38
1	3/4	1	PFA4-16-FTF-3-16-12-1	5.40	2.70	2.70	2.18	0.63

Male



Branch, NPT

Tube OD in.	NPT Size in.	Ordering Number	Dimensions, in.			
			A	B	C	E
1/4	1/8	PFA4-4-FTF-3-2TTM-1	3.22	1.61	1.07	0.15
	1/4	PFA4-4-FTF-3-4TTM-1				
3/8	1/4	PFA4-6-FTF-3-4TTM-1	3.46	1.73	1.07	0.25
	3/8	PFA4-6-FTF-3-6TTM-1				
1/2	3/8	PFA4-8-FTF-3-6TTM-1	3.66	1.83	1.07	0.38
	1/2	PFA4-8-FTF-3-8TTM-1			1.18	
3/4	1/4	PFA4-12-FTF-3-4TTM-1	4.36	2.18	1.27	0.25
	3/4	PFA4-12-FTF-3-12TTM-1			1.37	
1	1/4	PFA4-16-FTF-3-4TTM-1	5.40	2.70	1.56	0.25
	1	PFA4-16-FTF-3-16TTM-1			1.80	

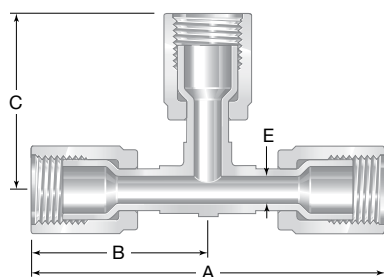


Run, NPT

Tube OD in.	NPT Size in.	Ordering Number	Dimensions, in.		
			A	B	E
1/4	1/8	PFA4-4-FTF-3-2TMT-1	2.68	1.61	0.15
	1/4	PFA4-4-FTF-3-4TMT-1			
3/8	3/8	PFA4-6-FTF-3-6TMT-1	2.80	1.73	0.25
1/2	1/2	PFA4-8-FTF-3-8TMT-1	3.01	1.83	0.38
3/4	3/4	PFA4-12-FTF-3-12TMT-1	3.55	2.18	0.63
1	1	PFA4-16-FTF-3-16TMT-1	4.50	2.70	0.88

Space Maker Tees

Union

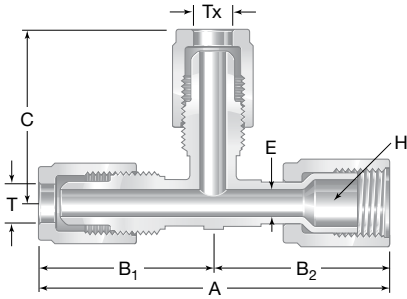


Union

Tube OD in.	Ordering Number	Dimensions, in.			
		A	B	C	E
1/4	PFA4-4-FTFX-3-1	3.28	1.64	1.64	0.15
3/8	PFA4-6-FTFX-3-1	3.46	1.73	1.73	0.25
1/2	PFA4-8-FTFX-3-1	3.68	1.84	1.86	0.38
3/4	PFA4-12-FTFX-3-1	4.52	2.26	2.26	0.63
1	PFA4-16-FTFX-3-1	5.54	2.77	2.77	0.88

Space Maker Tees

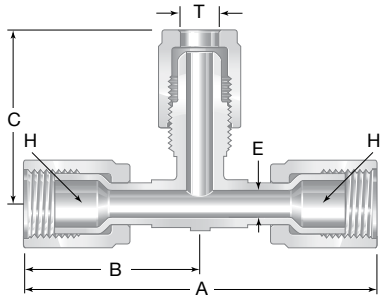
Union



Run

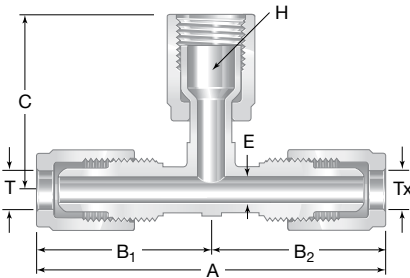
Tube OD, in.		H, Flare Size in.	Ordering Number	Dimensions, in.				
T	Tx			A	B ₁	B ₂	C	E
1/4	1/4	1/4	PFA4-4-FTF-3-4TXT-1	3.29	1.65	1.64	1.65	0.15
3/8	3/8	3/8	PFA4-6-FTF-3-6TXT-1	3.48	1.75	1.73	1.75	0.25
1/2	1/2	1/2	PFA4-8-FTF-3-8TXT-1	3.70	1.86	1.84	1.86	0.38
3/4	3/8	3/4	PFA4-12-FTF-3-12-6TXT-1	4.44	2.18	2.26	1.73	0.25
	1/2		PFA4-12-FTF-3-12-8TXT-1				1.86	0.38
	3/4		PFA4-12-FTF-3-12TXT-1				2.18	0.63
1	1	1	PFA4-16-FTF-3-16TXT-1	5.47	2.70	2.77	2.70	0.88

Run, Run



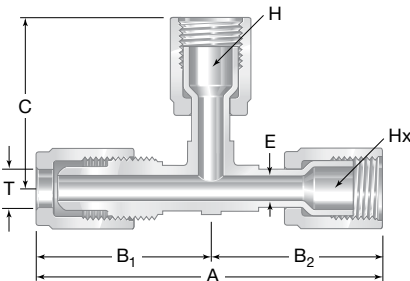
H, Flare Size in.	T, Tube OD in.	Ordering Number	Dimensions, in.			
			A	B	C	E
1/4	1/4	PFA4-4-FTFX-3-4XXT-1	3.28	1.64	1.65	0.15
3/8	3/8	PFA4-6-FTFX-3-6XXT-1	3.46	1.73	1.75	0.25
1/2	1/2	PFA4-8-FTFX-3-8XXT-1	3.68	1.84	1.86	0.38
3/4	3/8	PFA4-12-FTFX-3-12-6XXT-1	4.52	2.26	1.75	0.25
	1/2	PFA4-12-FTFX-3-12-8XXT-1				0.38
	3/4	PFA4-12-FTFX-3-12XXT-1				0.63

Branch



Tube OD, in.		H, Flare Size in.	Ordering Number	Dimensions, in.				
T ₁	T _x			A	B ₁	B ₂	C	E
1/4	1/4	1/4	PFA4-4-FTF-3-4TTX-1	3.30	1.65	1.65	1.64	0.15
3/8	3/8	1/4	PFA4-6-FTF-3-4TTX-1	3.50	1.75	1.75	1.64	0.15
		3/8	PFA4-6-FTF-3-6TTX-1				1.73	0.25
1/2	1/2	3/8	PFA4-8-FTF-3-6TTX-1	3.72	1.86	1.86	1.73	0.25
		1/2	PFA4-8-FTF-3-8TTX-1				1.84	0.38
3/4	3/4	1/4	PFA4-12-FTF-3-4TTX-1	4.36	2.18	2.18	1.64	0.15
	1/2	3/4	PFA4-12-FTF-3-8-12TTX-1	4.04			1.86	2.26
1	1	3/4	PFA4-16-FTF-3-12TTX-1	5.40	2.70	2.70	2.26	0.63
		1	PFA4-16-FTF-3-16TTX-1				2.77	0.88

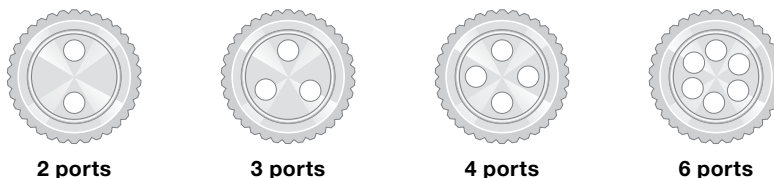
Branch, Run



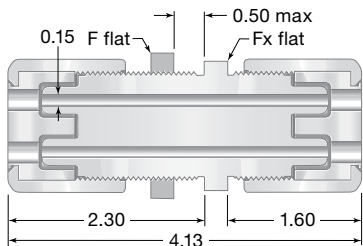
T, Tube OD in.	Flare Size, in.		Ordering Number	Dimensions, in.							
	H	Hx		A	B ₁	B ₂	C	E			
1/4	1/4	1/4	PFA4-4-FTFX-3-4TXX-1	3.29	1.65	1.64	1.64	0.15			
3/8	1/4	3/8	PFA4-6-FTFX-3-6-4TXX-1	3.48	1.75	1.73	1.64	0.15			
	3/8		PFA4-6-FTFX-3-6TXX-1				1.73	0.25			
1/2	1/2	1/2	PFA4-8-FTFX-3-8TXX-1	3.70	1.86	1.84	1.84	0.38			
3/4	1/2	3/4	PFA4-12-FTFX-3-12-8TXX-1	4.44	2.18	2.26	1.84	0.38			
	3/4	1/2	PFA4-12-FTFX-3-8-12TXX-1				4.09	2.26	1.83	2.26	0.38
	3/4	3/4	PFA4-12-FTFX-3-12TXX-1				4.44	2.18	2.26	2.26	0.63

PVDF Multiflare Fittings

Port Configurations (End View)



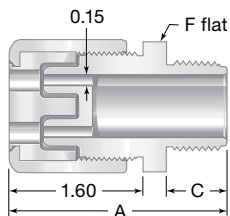
Bulkhead



Tube OD in.	Ports ^①	Ordering Number	Dimensions, in.		
			F	Fx	Hole Size Required
1/4	2	PVDF-4-FTFM2-61-1	1 3/8	1 1/4	1 1/8
	3	PVDF-4-FTFM3-61-1	1 3/8	1 1/4	1 1/8
	4	PVDF-4-FTFM4-61-1	1 1/2	1 3/8	1 1/4
	6	PVDF-4-FTFM6-61-1	1 3/4	1 5/8	1 1/2

① See Port Configurations.

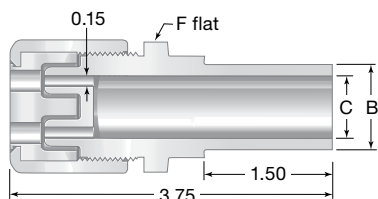
Male NPT



Tube OD in.	NPT Size in.	Ports ^①	Ordering Number	Dimensions, in.			
				A	C	F	
1/4	1/2	2	PVDF-4-FTFM2-1-8-1	2.49	0.66	1 1/4	
		3	PVDF-4-FTFM3-1-8-1				
	3/4	2	PVDF-4-FTFM2-1-12-1	2.50	0.67	1 1/4	
		3	PVDF-4-FTFM3-1-12-1				
		4	PVDF-4-FTFM4-1-12-1				
	1	3	3	PVDF-4-FTFM3-1-16-1	2.68	0.85	1 1/4
			4	PVDF-4-FTFM4-1-16-1			
			6	PVDF-4-FTFM6-1-16-1			

① See Port Configurations.

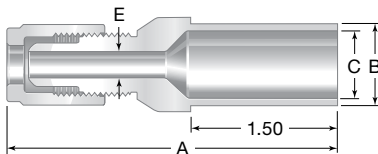
Transition Fitting



Tube OD in.	Ports ^①	Ordering Number	Dimensions, in.				
			B	C	F		
1/4	2	PVDF-4-FTFM2-R-20M-1	0.79	0.64	1 1/4		
		PVDF-4-FTFM3-R-20M-1					
	3	2	PVDF-4-FTFM2-R-25M-1	0.98	0.82	1 1/4	
		3	PVDF-4-FTFM3-R-25M-1				
		4	PVDF-4-FTFM4-R-25M-1				
	6	3	3	PVDF-4-FTFM3-R-32M-1	1.26	1.07	1 1/4
			4	PVDF-4-FTFM4-R-32M-1			
			6	PVDF-4-FTFM6-R-32M-1			

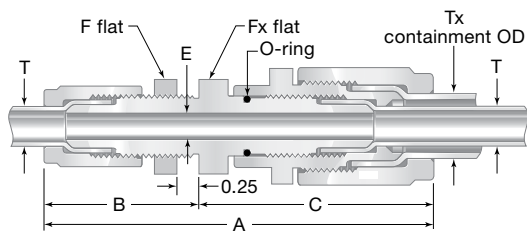
① See Port Configurations.

PVDF Transition Fittings



Tube OD in.	Ordering Number	Dimensions, in.			
		A	B	C	E
1/4	PVDF-4-FTF-R-20M-1	3.30	0.79	0.64	0.15
	PVDF-4-FTF-R-25M-1				
3/8	PVDF-6-FTF-R-20M-1	3.40	0.79	0.64	0.25
	PVDF-6-FTF-R-25M-1				
1/2	PVDF-8-FTF-R-20M-1	3.50	0.79	0.64	0.38
	PVDF-8-FTF-R-25M-1				
	PVDF-8-FTF-R-32M-1				
	PVDF-8-FTF-R-40M-1				
3/4	PVDF-12-FTF-R-20M-1	3.64	0.79	0.64	0.63
	PVDF-12-FTF-R-25M-1				
	PVDF-12-FTF-R-32M-1				
	PVDF-12-FTF-R-40M-1				
1	PVDF-16-FTF-R-25M-1	3.80	0.98	0.82	0.87
	PVDF-16-FTF-R-32M-1				
	PVDF-16-FTF-R-40M-1				

Double-Containment Fittings



Shown with tubing. O-ring is Aflas®.


Tube OD, in.		Ordering Number	Dimensions, in.						
T	Tx		A	B	C	E	F	Fx	
1/4	1/2	PFA4-4-FTF-6-DC8-1	3.60	1.53	2.07	0.15	3/4	11/16	
3/8	3/4	PFA4-6-FTF-6-DC12-1	3.95	1.63	2.32	0.25	1 5/16	13/16	
1/2	3/4	PFA4-8-FTF-6-DC12-1	4.15	1.73	2.42	0.38	1 1/16	15/16	
3/4	1	PFA4-12-FTF-6-DC16-1	4.58	1.88	2.70	0.63	1 5/16	1 3/16	

Swagelok Ultrahigh-Purity Fluoropolymer Products

The Swagelok family of UHP fluoropolymer products includes pneumatically actuated and quarter-turn manual radial diaphragm-sealed shutoff valves, O-ring-free check valves, fine thread flare fittings, and tubing.

See these Swagelok catalogs for more information:

- *Ultrahigh-Purity Fluoropolymer Diaphragm Valves—DRP Series, MS-02-171*
- *Ultrahigh-Purity Fluoropolymer O-Ring-Free Poppet Check Valves—CHP Series, MS-02-320*
- *Ultrahigh-Purity Fluoropolymer Tubing, MS-02-196*



Safe Product Selection

When selecting a product, the total system design must be considered to ensure safe, trouble-free performance. Function, material compatibility, adequate ratings, proper installation, operation, and maintenance are the responsibilities of the system designer and user.

Warranty Information

Swagelok products are backed by The Swagelok Limited Lifetime Warranty. For a copy, visit swagelok.com or contact your authorized Swagelok representative.