


UNIFORM STATUTORY DECLARATION FORM FOR THE REGISTRATION OF FITTING DESIGNS

NEW BRUNSWICK  
NUNAVUT

NOVA SCOTIA  
YUKON

PRINCE EDWARD ISLAND  
NORTHWEST TERRITORIES

NEWFOUNDLAND AND LABRADOR


MANUFACTURERS NAME: <u>Swagelok Company</u>	
MANUFACTURERS ADDRESS: <u>29500 Solon Road, Solon, Ohio 44139-3492</u>	
PLANT LOCATIONS: <u>Headquarters: 29500 Solon Road, Solon, Ohio 44139-3492</u>	
<b>CATEGORY OF FITTINGS TO BE REGISTERED. CIRCLE ONE CATEGORY ONLY</b> A Pipe fittings, including couplings, tees, elbows, Ys, plugs, unions, pipe caps, or reducers B Flanges: all flanges C Valves: all line valves D Expansion joints, flexible connections, and hose assemblies: all types E Strainers, filters, separators, and steam traps F Measuring devices, including pressure gauges, level gauges, sight glasses, levels, or pressure transmitters G Certified capacity-rated pressure relief devices acceptable as primary over pressure protection on boilers, pressure vessels, piping and fusible plugs <input checked="" type="radio"/> H Pressure retaining components that do not fall into one of the above categories N Nuclear components: Class 1 <input type="checkbox"/> Class 2 <input type="checkbox"/> Class 3 <input type="checkbox"/> , (Meeting AECB or ASME requirements)	<b>TITLE OF THE STANDARD OF CONSTRUCTION</b>  See Attachment <u>A</u>
<b>SHOW MANUFACTURERS NAME, TRADEMARK, OR LOGO AS IT WILL APPEAR ON THE PRODUCT</b>  	<b>TYPE OF CONSTRUCTION</b> FORGED <input type="checkbox"/> WELDED <input type="checkbox"/> WROUGHT <input checked="" type="checkbox"/> CAST <input type="checkbox"/> OTHER <input type="checkbox"/> DESCRIBE OTHER:
<b>LIST OF SUPPORTING DOCUMENTATION AND IDENTIFICATION OF THE ACTUAL ITEMS TO BE REGISTERED:</b>  ISO 9001:2008 Quality System Certificate, Support Documents, Attachment A, Attachment B, Catalog Information	

DECLARATION:

I David H. Peace (see note 3) employed by Swagelok Company and being the person having full authority and responsibility for the quality of the end product do solemnly declare that the information contained in this form is true and to the best of my knowledge represents the product for which registration is sought. The dimensions, materials of construction, pressure temperature ratings, and identification markings are in accordance with the herein named standards. I further declare that the manufacture of these fittings is regulated by a Quality Control Program which extends to each plant where fabrication occurs in whole or in part and has been verified by OMI as being suitable for that purpose and I make this declaration conscientiously believing it to be true, and knowing that it is of the same force and effect as if made under oath.

Signature of Declarer: [Signature]  
Declared before me at Solon Ohio  
This 21<sup>st</sup> day of March AD 2014  
Commissioner of Oaths or Notary Public: (sign) [Signature]  
(Affix Official seal to the right)

USE THIS SPACE FOR OFFICIAL SEAL




This space for Regulatory Authority use

This registration must be revalidated after ten (10) years from the date of acceptance.

CRN: OH12871.5 REV1

FID#: 1214

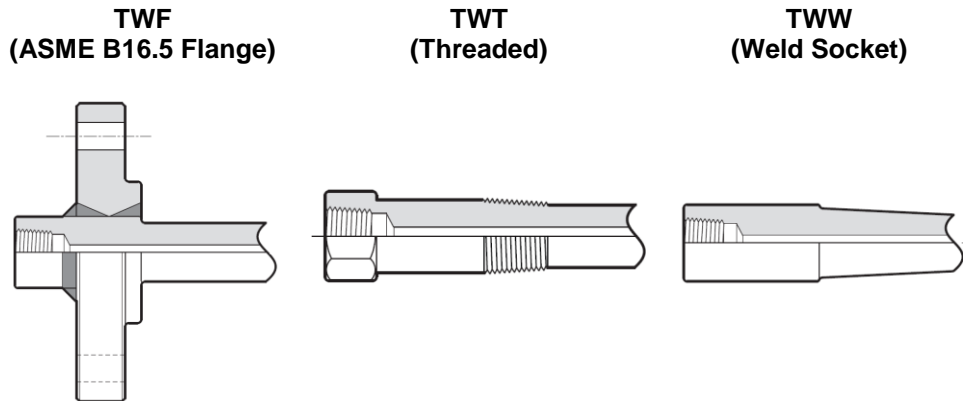
Notes:  
 1. All fittings shall be registered in the name of the Manufacturer.  
 2. Each category shall be supported with two Statutory Declaration forms and one copy of supporting documentation.  
 3. The declaration shall be made by the person having full authority and responsibility for the quality of the end product.  
 4. Quality control programs shall be resubmitted for validation at a maximum interval of five (5) years.

  
 Date March 6/15  
 C.R.N. OH12871.58 REV1  
 Dwg. as described  
 Signed [Signature]  
 Pat

**Attachment A. Scope of Registration for Swagelok Thermowells (Category H)**

This document represents the scope of Swagelok Thermowells covered by this CRN approval. These thermowells have been evaluated in accordance with ASME B31.3 and ASME B&PV Code Section VIII Division 1.

**Product Description**



**Summary Table**

Series	Port Connections and Sizes	Material	Maximum External Pressure		Design Code of Construction
			Up to 70° F	At Maximum Temperature	
TWF	1 in. ASME class 150 1 ½ in. ASME class 150 2 in. ASME class 150	304 SS (ASTM A479) (ASTM A182)	275 psig	20 psig @ 1000°F	ASME B31.3 and B&PV Code Section VIII Div.1
		316 SS (ASTM A479) (ASTM A182)	275 psig	20 psig @ 1000°F	
	1 in. ASME class 300 1 ½ in. ASME class 300 2 in. ASME class 300	304 SS (ASTM A479) (ASTM A182)	720 psig	40 psig @ 1000°F	
		316 SS (ASTM A479) (ASTM A182)	720 psig	40 psig @ 1000°F	
TWT (reduced shank)	½ in. male NPT ¾ in. male NPT	304 SS (ASTM A479)	6300 psig	3300 psig @ 1000°F	
		316 SS (ASTM A479)	6300 psig	3500 psig @ 1000°F	
TWT (tapered shank)	½ in. male NPT ¾ in. male NPT	304 SS (ASTM A479)	6300 psig	3300 psig @ 1000°F	
		316 SS (ASTM A479)	6300 psig	3500 psig @ 1000°F	
TWW	¾ in. pipe 1 in. pipe	304 SS (ASTM A479)	6400 psig	4400 psig @ 1000°F	
		316 SS (ASTM A479)	6500 psig	2900 psig @ 1000°F	

**Product Options:**

Additional options and non-pressure boundary alterations that do not affect the pressure-temperature ratings may be made available within the scope of this approval. Examples of these include the following:

- Variable stem lengths
- G1/2B instrument connection
- Stainless steel cap and chain

**Quality System**

The Swagelok Company quality system complies with the requirements of BS EN ISO 9001:2008. The Swagelok Company maintains British Standards Institution Certificate of Registration Number FM 01729, which applies to all locations listed on the Certificate.

**References**

The product catalog does not represent the full scope of the registration but rather details some of the most common options.

- Temperature Measurement Devices, Bimetal Thermometers and Thermowells, Product Catalog MS-02-353 R2