

Industrial Excess Flow Valves

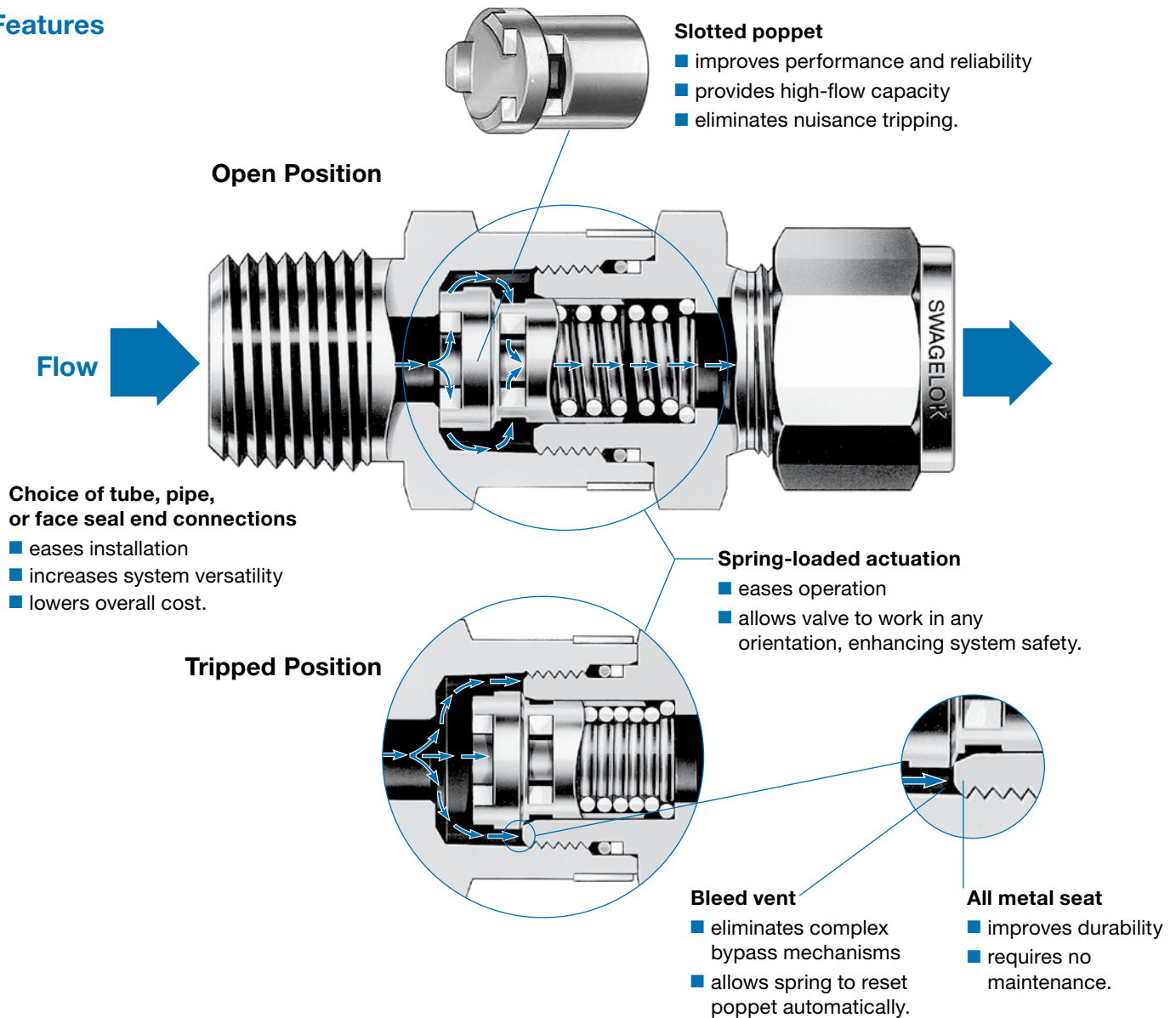
Stop uncontrolled release of system media if downstream line ruptures



XS Series

- Pressures up to 6000 psig (413 bar)
- Temperatures up to 400°F (204°C)
- 1/8 to 1/2 in. and 6 to 12 mm end connections
- Stainless steel construction

Features



Operation

The spring-loaded poppet remains in the open position during normal system operation. Should an excess flow condition occur downstream, the poppet rapidly moves to the tripped position, stopping uncontrolled release of system media. When the system pressure equalizes through the bleed vent, the spring automatically resets the poppet to the open position. The flow through the bleed vent of a standard^① XS series valve is less than 1 % of the flow rate in the trip range.

^① Medium- and low-flow springs are available as an option. For valves with either of these spring options, the flow through the bleed vent may be greater than 1 % of the flow rate in the trip range. See the Swagelok XS Series Excess Flow Valve technical report, MS-06-11, for more details.

Pressure-Temperature Ratings


Ratings based on fluorocarbon FKM O-rings. See **Optional O-Ring Materials**, page 4.

Pressure ratings may be limited by the end connection. See **Ordering Information and Dimensions**, page 4.

ASME Class	2500
Material Group	2.2
Material Name	316 SS
Temperature, °F (°C)	Working Pressure, psig (bar)
-10 (-23) to 100 (37)	6000 (413)
200 (93)	5160 (355)
250 (121)	4910 (338)
300 (148)	4660 (321)
400 (204)	4280 (294)

For more information about valves with tube fitting end connections, see Swagelok® Tubing Data (MS-01-107).

Materials of Construction



Component	Material Grade/ ASTM Specification
1 Inlet body	316 SS/A479
2 Identification ring	Polyetherimide
3 Poppet	316 SS/A479
4 Spring	302 SS/A313
5 O-ring	Fluorocarbon FKM
6 Backup ring	PTFE ^① /D1710
7 Outlet body	316 SS/A479
Lubricant	PTFE-based

Wetted components listed in *italics*.

① PEEK also available; see **Ordering Information**, page 4.

Testing

Every XS series valve is factory tested for proper operation.

Cleaning and Packaging

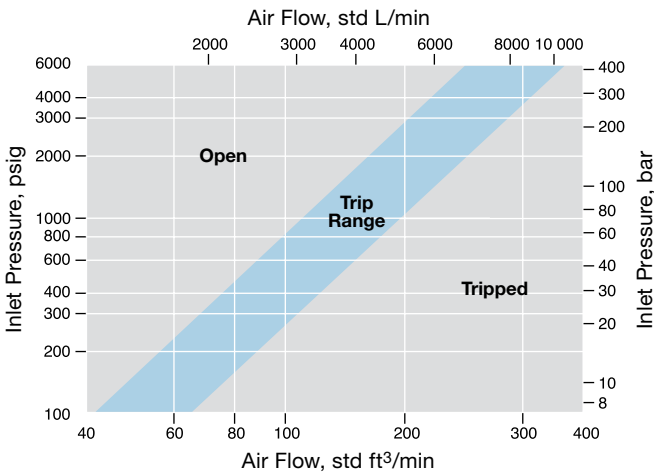
Swagelok XS series valves with VCR or VCO end connections are processed in accordance with Swagelok *Special Cleaning and Packaging (SC-11)* (MS-06-63), to ensure compliance with product cleanliness requirements stated in ASTM G93 Level C.

Swagelok XS series valves with other end connections are processed in accordance with Swagelok *Standard Cleaning and Packaging (SC-10)* (MS-06-62); special cleaning and packaging are available as an option.

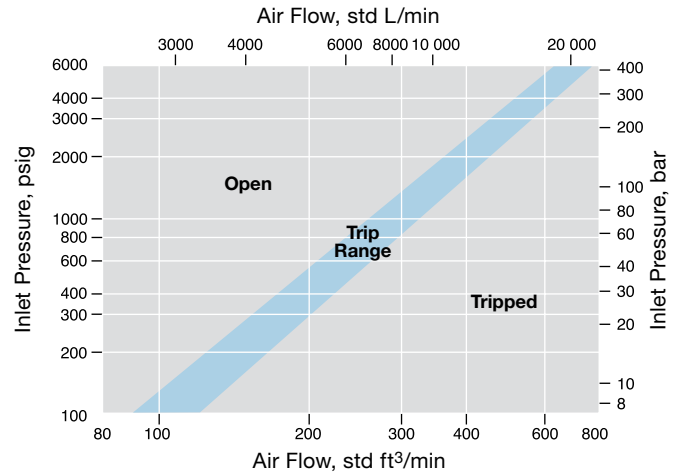
Flow Data at 70°F (20°C)

Springs with lower trip ranges are available. See the Swagelok XS Series Excess Flow Valve technical report, MS-06-11.

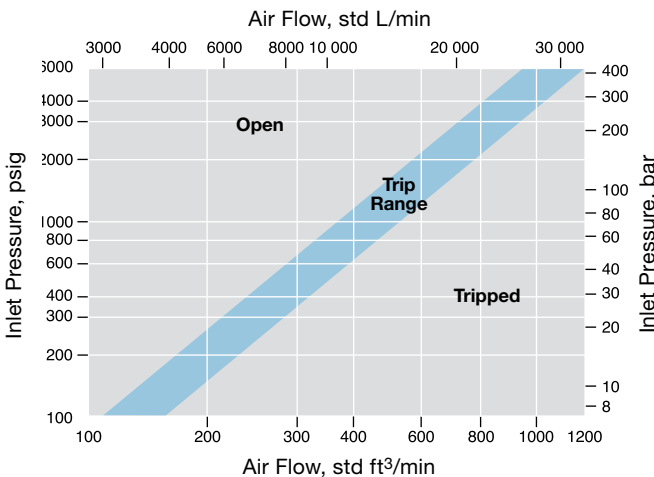
XS4 Series Air



XS6 Series Air



XS8 Series Air



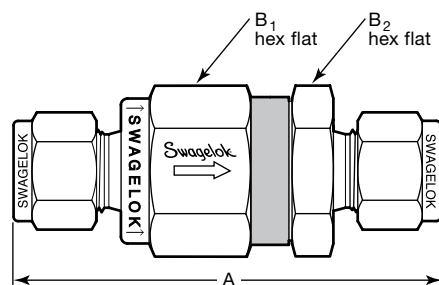
XS4, XS6, XS8 Series Water

Series	C_v	Trip Range U.S. gal/min (L/min)
XS4	0.5	3.9 to 5.8 (14.7 to 21.9)
XS6	1.1	8.2 to 10.0 (31.0 to 37.8)
XS8		11.2 to 14.9 (42.3 to 56.3)

Ordering Information and Dimensions

Dimensions are for reference only and are subject to change.

Select an ordering number.



Optional O-Ring Materials

Fluorocarbon FKM O-rings are standard.

For an optional O-ring material, add a designator to the ordering number.

O-ring Material	Designator	Temperature Rating °F (°C)
Buna N	-BU	-40 to 250 (-40 to 121)
Ethylene propylene	-EP	-50 to 300 (-45 to 148)
Kalrez®	-KZ	-10 to 400 (-23 to 204)
Neoprene	-NE	-40 to 250 (-40 to 121)

Example: SS-XSS4-BU

PEEK Backup Ring

For a PEEK backup ring, add **-PK** to the ordering number.

Example: SS-XSS4-PK

End Connections		Pressure Rating at 100°F (37°C) psig (bar)	Ordering Number	Series	Dimensions, in. (mm)		
Inlet/Outlet	Size				A	B ₁	B ₂
Fractional Swagelok tube fitting	1/4 in.	6000 (413)	SS-XSS4	XS4	2.43 (61.7)	11/16	
	3/8 in.		SS-XSS6	XS6	2.75 (69.9)	1	
	1/2 in.		SS-XSS8	XS8	2.97 (75.4)	1	
Metric Swagelok tube fitting	6 mm	6000 (413)	SS-XSS6MM	XS4	2.43 (61.7)	11/16	
	8 mm		SS-XSS8MM	XS6	2.70 (68.6)	1	
	10 mm		SS-XSS10MM	XS6	2.80 (71.1)	1	
	12 mm		SS-XSS12MM	XS8	2.96 (75.2)	1	
Female NPT	1/8 in.	6000 (413)	SS-XSF2	XS4	1.87 (47.5)	11/16	
	1/4 in.	6000 (413)	SS-XSF4	XS4	2.12 (53.8)	1	
	3/8 in.	5300 (365)	SS-XSF6	XS6	2.55 (64.8)	1	
	1/2 in.	4900 (337)	SS-XSF8	XS8	3.03 (77.0)	1 1/16	
Male NPT	1/8 in.	6000 (413)	SS-XSM2	XS4	1.79 (45.5)	11/16	
	1/4 in.		SS-XSM4	XS4	2.17 (55.1)	1	
	3/8 in.		SS-XSM6	XS6	2.36 (59.9)	1	
	1/2 in.		SS-XSM8	XS8	2.73 (69.3)	1	
Male NPT/ Swagelok tube fitting	1/4 in.	6000 (413)	SS-XSM4S4	XS4	2.30 (58.4)	11/16	
	3/8 in.		SS-XSM6S6	XS6	2.56 (65.0)	1	
	1/2 in.		SS-XSM8S8	XS8	2.85 (72.4)	1	
Male/female NPT	1/4 in.	6000 (413)	SS-XSM4F4	XS4	2.13 (54.1)	11/16	
	3/8 in.	5300 (365)	SS-XSM6F6	XS6	2.46 (62.5)	1	
	1/2 in.	4900 (337)	SS-XSM8F8	XS8	2.89 (73.4)	1	1 1/16
Male ISO ^①	1/4 in.	6000 (413)	SS-XSM4RT	XS4	2.17 (55.1)	11/16	
	1/2 in.		SS-XSM8RT	XS8	2.74 (69.6)	1	
Female ISO ^①	1/2 in.	5100 (351)	SS-XSF8RT	XS8	3.29 (83.6)	1 1/16	
Male SAE/MS	1/2 in.	4600 (316)	SS-XSM8ST	XS8	2.48 (63.0)	1	
Female SAE/MS	1/2 in.	4600 (316)	SS-XSF8ST	XS8	2.74 (69.6)	1	
Male VCR fitting	1/4 in.	6000 (413)	SS-XSVCR4	XS4	2.28 (57.9)	11/16	
	1/2 in.	4300 (296)	SS-XSVCR8	XS8	2.73 (69.3)	1	
Male VCO fitting	1/4 in.	6000 (413)	SS-XSVCO4	XS4	1.98 (50.3)	11/16	
	1/2 in.		SS-XSVCO8	XS8	2.36 (59.9)	1	

Dimensions shown with Swagelok nuts finger-tight.

① See specifications: ISO 7/1, BS EN 10226-1, DIN 2999, JIS B0203.

Special Cleaning and Packaging

Swagelok XS series valves with VCR or VCO end connections are processed in accordance with Swagelok *Special Cleaning and Packaging (SC-11)* (MS-06-63), to ensure compliance with product cleanliness requirements stated in ASTM G93 Level C.

To order special cleaning and packaging for XS series valves with other end connections, add **-SC11** to the valve ordering number.

Example: SS-XSS4-SC11

Oxygen Service Hazards

For more information about hazards and risks of oxygen-enriched systems, see the Swagelok *Oxygen System Safety* technical report (MS-06-13).

Caution: Do not mix or interchange parts with those of other manufacturers.

About this document

Thank you for downloading this electronic catalog, which is part of General Product catalog Swagelok published in print. This type of electronic catalog is updated as new information arises or revisions, which may be more current than the printed version.

Swagelok Company is a major developer and provider of fluid system solutions, including products, integration solutions and services for industry research, instrumentation, pharmaceutical, oil and gas, power, petrochemical, alternative fuels, and semiconductor. Our manufacturing facilities, research, service and distribution facilities support a global network of more than 200 authorized sales and service centers in 57 countries.

Visit www.swagelok.com to locate your Swagelok representative and obtain any information on features, technical information and product references, or to learn about the variety of services available only through authorized sales centers and service Swagelok.

Safe Product Selection

When selecting a product, the total system design must be considered to ensure safe, trouble-free performance. Function, material compatibility, adequate ratings, proper installation, operation, and maintenance are the responsibilities of the system designer and user.

Warranty Information

Swagelok products are backed by The Swagelok Limited Lifetime Warranty. For a copy, visit your Swagelok Web site or contact your authorized Swagelok representative.

Swagelok, Ferrule-Pak, Goop, Hinging-Colleting, IGC, Kenmac, Micro-Fit, Nupro, Snoop, Sno-Trik, SWAK, VCO, VCR, Ultra-Torr, Whitey—TM Swagelok Company
Aflas—TM Asahi Glass Co. Ltd.
AL-6XN—TM Allegheny Ludlum Corporation
AutoCAD—TM Autodesk, Inc.
CSA—TM Canadian Standards Association
DeviceNet—TM ODVA
Kalrez, Krytox—TM DuPont
Elgiloy—TM Elgiloy Specialty Metals
FM—TM FM Global
Grafoil—TM GrafTech International Holdings, Inc.
MAC—TM MAC Valves Inc.
Microsoft, Windows—TM Microsoft Corp.
NACE—TM NACE International
Nitronic—TM AK Steel Corporation
picofast—TM HansTurck KG
Pillar—TM Nippon Pillar Packing Company, Ltd.
Rapid Tap—TM Relton Corporation
15-7 PH, 17-7 PH—TM AK Steel Corp.
Sandvik—TM SandvikAB
Silconert—TM Silcotek Corporation
Simriz—TM Freudenberg-NOK
SolidWorks—TM SolidWorks Corporation
© 2017 Swagelok Company