

## DF Series Diaphragm Valve Technical Report

### Scope

This technical report provides data on Swagelok® DF Series diaphragm valves. The report covers:

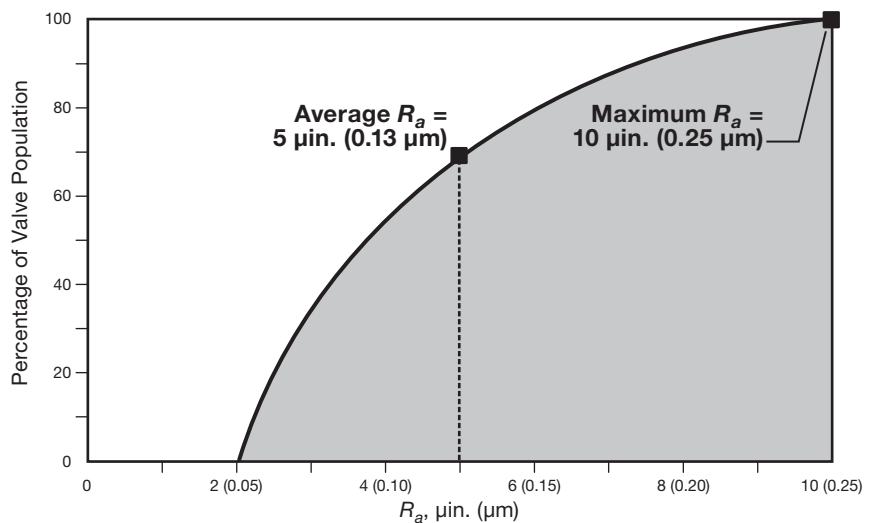
- P surface finish specifications
- static particle counting
- moisture analysis
- hydrocarbon analysis
- ionic cleanliness
- lab cycle test data.

Particle counting, moisture and hydrocarbon analysis, and ionic cleanliness data show test results from valves cleaned with deionized (DI) water according to the techniques described in the Swagelok *Ultrahigh-Purity Process Specification (SC-01)*, MS-06-61.

### Surface Finish

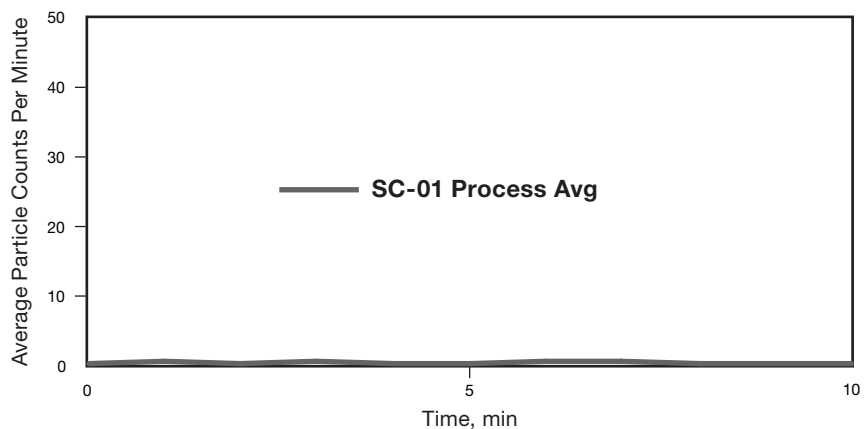
Statistical process control (SPC) allows Swagelok to provide consistent surface finishes, as described in SC-01. The surface finish distribution at right illustrates the roughness average ( $R_a$ ) specifications we have established for the wetted surfaces of DF series valves manufactured with the P finish:

- Surface roughness is 5  $\mu\text{in.}$  (0.13  $\mu\text{m}$ )  $R_a$  on average
- Surface roughness will not exceed 10  $\mu\text{in.}$  (0.25  $\mu\text{m}$ )  $R_a$ .



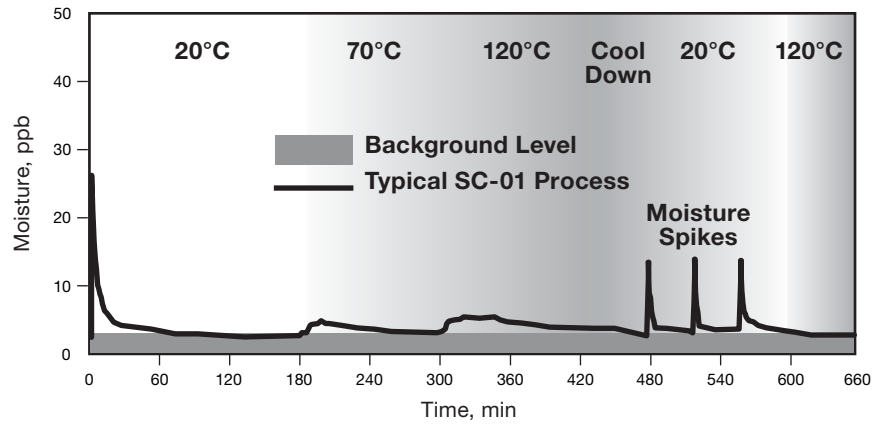
### Particle Counting

Static particle counts from SC-01 processed DF series valves are very low. Particles greater than 0.014  $\mu\text{m}$  in size are detected.



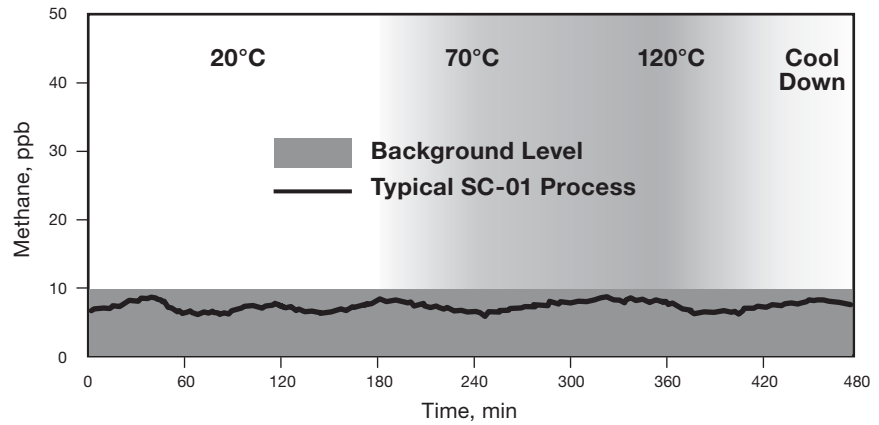
## Moisture Analysis

SC-01 processed valves dry down very quickly to the background level produced by the test instrument. The valves also recover quickly following the introduction of moisture spikes.



## Hydrocarbon Analysis

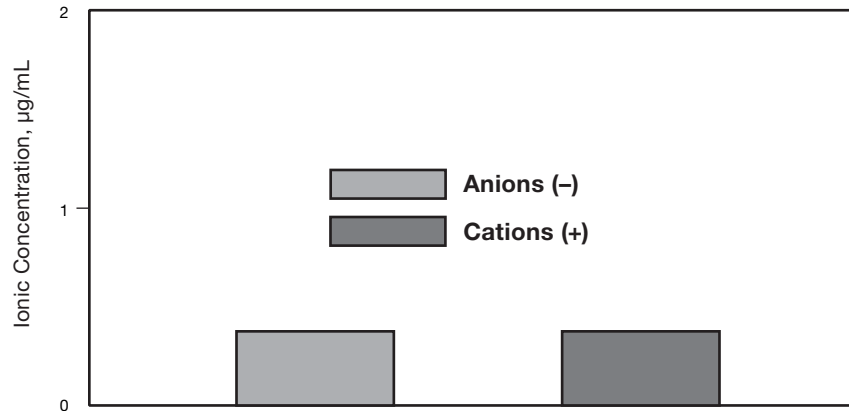
Test results for hydrocarbon residues in SC-01 processed valves fall entirely within the background level produced by the test instrument



## Ionic Cleanliness

Residual ionic contamination is very low for SC-01 processed valves.

Anions (-)	Cations (+)
Fluoride	Lithium
Chloride	Sodium
Nitrate	Ammonium
Phosphate	Potassium
Sulfate	Magnesium
	Calcium



## Lab Cycle Testing

The DF series valve was tested to determine an estimated cycle life of the diaphragm under a set of controlled laboratory conditions (table at right).

Standard DF series pneumatically actuated valves with Elgiloy® diaphragms were tested. Valve cycle life was evaluated for leakage to atmosphere at regular intervals. Failure was defined as a helium leak rate greater than  $1 \times 10^{-9}$  std cm<sup>3</sup>/s for envelope (inboard) or seat leakage.

The tests predict the mean time to failure (MTTF) to be approximately 2 million cycles. The tests also demonstrate that 95 % of the valves can be expected to last more than 1 million cycles. The number of samples tested gives a confidence level of 90 % for these predictions.

These tests are not a guarantee of a minimum number of cycles in service. They indicate that in tests under these laboratory conditions, the probability of early failure is low. Laboratory tests cannot duplicate the endless variety of actual operating conditions and cannot promise that the same results will be realized in service.

## Test Data

Quantity	30 normally closed pneumatically actuated valves
Gas	Dry, filtered nitrogen
Temperature, °F (°C)	70 (20)
Inlet pressure, psig (bar)	20 (1.3)
Outlet pressure	Atmospheric
Actuator pressure, psig (bar)	100 (6.8)
Cycle rate, cpm	30

## Referenced Documents

### Swagelok Specification

Ultrahigh-Purity Process Specification  
(SC-01), MS-06-61

### Safe Product Selection

When selecting a product, the total system design must be considered to ensure safe, trouble-free performance. Function, material compatibility, adequate ratings, proper installation, operation, and maintenance are the responsibilities of the system designer and user.