

Nonrotating-Stem Needle Valves

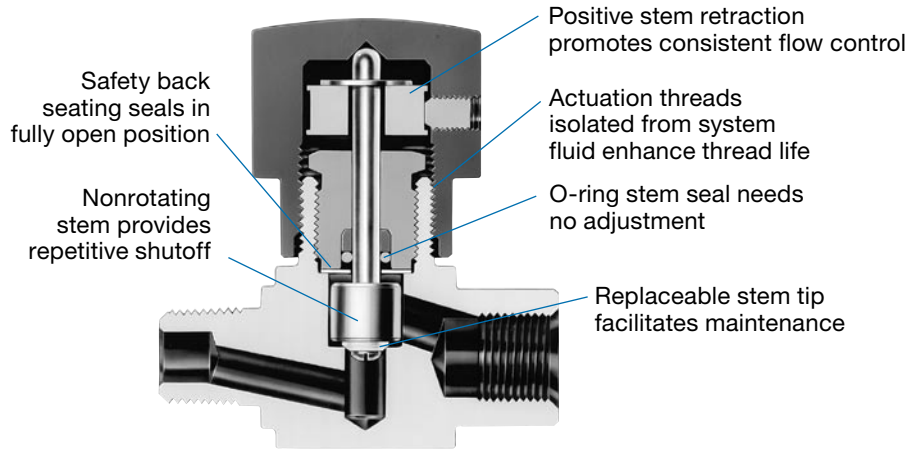


D Series

- Pressures up to 3000 psig (206 bar)
- Temperatures up to 450°F (232°C) with PEEK stem tip
- Stainless steel, brass, and alloy 400 materials

Features

- Compact, rugged design is available in straight and angle flow patterns.
- Protective handle prevents contaminants from entering functional valve parts.
- Orifice sizes from 0.093 to 0.218 in. (2.4 to 5.6 mm) are available.
- Flow coefficients (C_v) from 0.12 to 0.53 are available.
- Female NPT, male NPT, Swagelok® tube fitting, and mixed end connections are available.



Materials of Construction



Component	Valve Body Materials		
	316 SS	Brass	Alloy 400
	Material Grade/ASTM Specification		
1 Handle	Anodized aluminum/B221		
Set screw	Nickel cadmium-plated steel		
2 Retaining ring	Zinc-plated steel		
3 Spool	Aluminum/B209, B211		
4 Packing bolt	<i>Molybdenum disulfide-coated 316 SS/A276</i>	<i>Molybdenum disulfide-coated brass 360/B16</i>	<i>Molybdenum disulfide-coated alloy 400/B164</i>
5 Backup ring	PTFE/D1710		
6 O-ring	Fluorocarbon FKM		
7 Washer	<i>Fluorocarbon-coated 316 SS/A167</i>	Aluminum 5052/B209	<i>Fluorocarbon-coated alloy 400/B127</i>
8 Stem	316 SS/A276		Alloy 400/B164
Stem tip	PCTFE/D1430		
Machine screw	316 SS/A276		Alloy 400/B164
9 Body	316 SS/A182	Brass 377/B283	Alloy 400/B564
Lubricants	<i>Molybdenum disulfide in hydrocarbon carrier; O-ring—silicone-based; machine screw—hydrocarbon thread lock</i>		

Wetted components listed in *italics*.

Pressure-Temperature Ratings

Ratings are limited to:

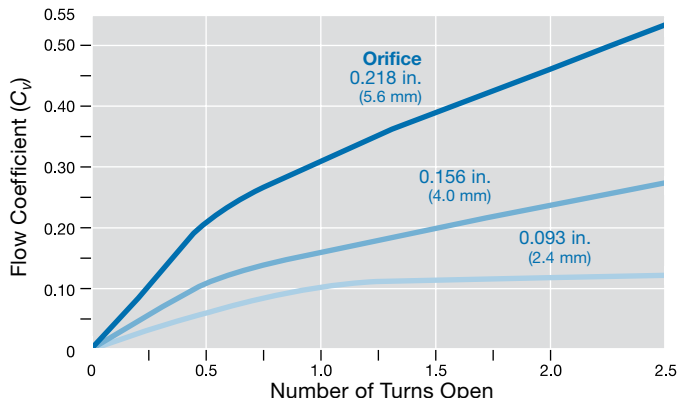
- 250°F (121°C) max with Buna N, silicone, and ethylene propylene O-rings.
- -65 to 250°F (-53 to 121°C) with Buna C O-rings.

ASME Class	1250		N/A		1500	
Material Group	2.2		N/A		3.4	
Material Name	316 SS		Brass		Alloy 400	
Stem Tip Material	PCTFE	PEEK	PCTFE	PEEK	PCTFE	PEEK
Temperature, °F (°C)	Working Pressure, psig (bar)					
-20 (-28) to 100 (37)	3000 (206)	3000 (206)	3000 (206)	3000 (206)	3000 (206)	3000 (206)
150 (65)	2790 (192)	2790 (192)	2675 (184)	2675 (184)	2820 (194)	2820 (194)
200 (93)	2580 (177)	2580 (177)	2350 (161)	2350 (161)	2640 (181)	2640 (181)
250 (121)	—	2455 (169)	—	2200 (151)	—	2555 (176)
300 (148)	—	2330 (160)	—	2050 (141)	—	2470 (170)
350 (176)	—	2235 (153)	—	1220 (84.0)	—	2430 (167)
400 (204)	—	2140 (147)	—	390 (26.8)	—	2390 (164)
450 (232)	—	2065 (142)	—	—	—	2380 (163)

For more information about pressure ratings of valves with tube fitting end connections, see Swagelok Tubing Data, MS-01-107.

Flow Data at 100°F (37°C)

Flow Coefficient at Turns Open



Testing

Every Swagelok nonrotating-stem needle valve is factory tested with nitrogen at 1000 psig (69 bar). Seats have a maximum allowable leak rate of 0.1 std cm³/min. Shell testing is performed to a requirement of no detectable leakage with a liquid leak detector.

Cleaning and Packaging

Every Swagelok nonrotating-stem needle valve is cleaned and packaged in accordance with Swagelok *Standard Cleaning and Packaging (SC-10)*, MS-06-62.

Ordering Information and Dimensions

Stainless Steel Valve

Select an ordering number.

Alloy 400 or Brass Valves

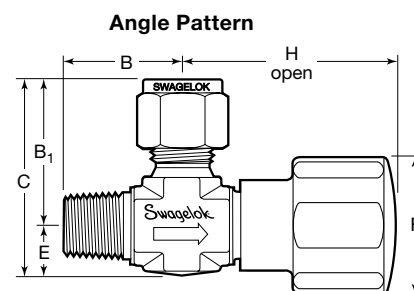
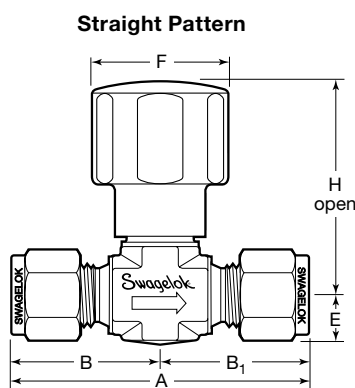
Replace **SS** with **M** for alloy 400 or **B** for brass.

Example: **M-ODKS2**

PEEK Stem Tip

Replace **K** with **P**.

Example: **SS-ODPS2**



Angle-Pattern Valves

Select a valve with a **C** dimension listed and add **-A** to the ordering number.

Example: **SS-ODKS2-A**

End Connections		C _v	Orifice in. (mm)	Ordering Number	Dimensions, in. (mm)						
Inlet/Outlet	Size				A	B	B ₁	C	E	F	H
Swagelok tube fittings	1/8 in.	0.12	0.093 (2.4)	SS-ODKS2	2.20 (55.9)	1.10 (27.9)	1.41 (35.8)	0.31 (7.9)	1.12 (28.4)	1.86 (47.2)	
	1/4 in.	0.27	0.156 (4.0)	SS-14DKS4	2.27 (57.6)	1.13 (28.7)	1.51 (38.4)	0.38 (9.7)	1.12 (28.4)	1.86 (47.2)	
	3/8 in.	0.53	0.218 (5.6)	SS-16DKS6	2.58 (65.5)	1.29 (32.8)	1.79 (45.5)	0.50 (12.7)	1.25 (31.8)	2.02 (51.3)	
	6 mm	0.27	0.156 (4.0)	SS-14DKS6MM	2.27 (57.6)	1.13 (28.7)	1.51 (38.4)	0.38 (9.7)	1.12 (28.4)	1.86 (47.2)	
Female NPT	1/4 in.	0.53	0.218 (5.6)	SS-16DKF4	2.12 (53.8)	1.06 (26.9)	—	0.50 (12.7)	1.25 (31.8)	2.02 (51.3)	
Male NPT	1/4 in.	0.27	0.156 (4.0)	SS-14DKM4	1.97 (50.0)	0.98 (24.9)	1.36 (34.5)	0.38 (9.7)	1.12 (28.4)	1.86 (47.2)	
	1/4 in.	0.53	0.218 (5.6)	SS-16DKM4	2.25 (57.2)	1.12 (28.4)	—	0.50 (12.7)	1.25 (31.8)	2.02 (51.3)	
				SS-16DKM6				0.56 (14.2)			
Male NPT/ Swagelok tube fitting	1/8 to 1/4 in.	0.12	0.093 (2.4)	SS-ODKM2-S4	1.85 (47.0)	0.75 (19.0)	1.10 (27.9)	1.42 (36.1)	0.31 (7.9)	1.12 (28.4)	1.86 (47.2)
	1/4 in.	0.27	0.156 (4.0)	SS-14DKM4-S4	2.12 (53.8)	0.98 (24.9)	1.13 (28.7)	1.51 (38.4)	0.38 (9.7)	1.12 (28.4)	1.86 (47.2)
	1/4 to 3/8 in.	0.53	0.218 (5.6)	SS-16DKM4-S6	2.38 (60.5)	1.12 (28.4)	1.26 (32.0)	1.79 (45.5)	0.50 (12.7)	1.25 (31.8)	2.02 (51.3)
	1/4 in. to 6 mm	0.27	0.156 (4.0)	SS-14DKM4-S6MM	2.12 (53.8)	0.98 (24.9)	1.13 (28.7)	1.51 (38.4)	0.38 (9.7)	1.12 (28.4)	1.86 (47.2)
Male/female NPT	1/8 in.	0.12	0.093 (2.4)	SS-ODKM2-F2	1.69 (42.9)	0.75 (19.0)	0.94 (23.9)	1.25 (31.8)	0.31 (7.9)	1.12 (28.4)	1.86 (47.2)
	1/4 in.	0.53	0.218 (5.6)	SS-16DKM4-F4	2.19 (55.6)	1.12 (28.4)	1.06 (26.9)	1.56 (39.6)	0.50 (12.7)	1.25 (31.8)	2.02 (51.3)
	1/2 to 1/4 in.			SS-16DKM8-F4	2.50 (63.5)	1.25 (31.8)	1.81 (46.0)	0.56 (14.2)			

Dimensions are for reference only and are subject to change. Dimensions shown with Swagelok nuts finger-tight.

Options and Accessories

Optional O-Ring Materials

Fluorocarbon FKM O-rings are standard. For an optional O-ring material, add an O-ring designator to the valve ordering number.

Example: SS-ODKS2-BC

O-Ring Kits

O-ring kits contain O-ring, backup ring, washer, retaining ring, lubricant, and instructions. To order, add a kit designator to a kit basic ordering number.

Example: BC70-9K-OD

O-ring Material	O-ring Designator	Kit Designator	Kit Basic Ordering Number
Buna C	-BC	BC70	-9K-OD (OD, 14D series)
Buna N	-B	BN70	
Ethylene propylene	-E	EP70	-9K-16D (16D series)
Fluorocarbon FKM	—	VA70	
Kalrez®	-KZ	KZ70	
Silicone	-SI	SI70	

Stem Tip Kits

Kits contain stem tip, machine screw, and instructions.

To order, select a kit basic ordering number and add **SS** for a 316 SS or brass valve, or **M** for an alloy 400 valve.

Examples: **SS-3BK-14DK**
M-3BK-14DP

Valve Series	Kit Basic Ordering Number	
	PCTFE Tip	PEEK Tip
OD, 14D	-3BK-14DK	-3BK-14DP
16D	-3BK-16DK	-3BK-16DP

Seal Maintenance Kits

Kits contain stem tip, machine screw, retaining ring, washer, fluorocarbon FKM O-ring, backup ring, lubricants, and instructions.

To order, select a kit basic ordering number and add **SS** for a 316 SS or brass valve, or **M** for an alloy 400 valve.

Examples: **SS-91K-14DK**
M-91K-14DP

Valve Series	Kit Basic Ordering Number	
	PCTFE Tip	PEEK Tip
OD, 14D	-91K-14DK	-91K-14DP
16D	-91K-16DK	-91K-16DP

Safe Product Selection

When selecting a product, the total system design must be considered to ensure safe, trouble-free performance. Function, material compatibility, adequate ratings, proper installation, operation, and maintenance are the responsibilities of the system designer and user.

Caution: Do not mix or interchange parts with those of other manufacturers.

Handles

Black aluminum knob handles are standard. For handles of other colors, add a handle color designator to the valve ordering number.

Example: SS-ODKS2-BL

Handle Color	Designator
Blue	-BL
Green	-GR
Orange	-OG
Red	-RD
Yellow	-YW

Handle Kits

Select a handle kit ordering number. For kits with handles of colors other than black, replace **-BK** with a handle color designator.

Example: A-5K-14D-BL

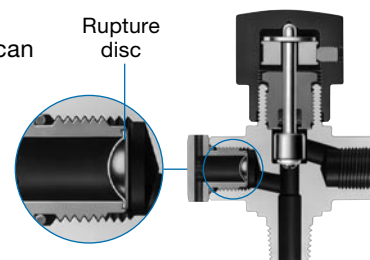
Valve Series	Kit Ordering Number
OD, 14D	A-5K-14D-BK
16D	A-5K-16D-BK

Valves with Rupture Discs

⚠ Be sure to use the correct pressure relief device for the gas being used.

16D Series


Certain 16D series valves can be configured as valves with rupture discs. For more information, see the Swagelok *Sample Cylinders, Accessories, and Outage Tubes* catalog, MS-01-177.



Outage Tubes

14D and 16D Series

Certain 14D and 16D series valves can be configured as valves with outage tubes. For more information, see the Swagelok *Sample Cylinders, Accessories, and Outage Tubes* catalog, MS-01-177.



Warranty Information

Swagelok products are backed by The Swagelok Limited Lifetime Warranty. For a copy, visit swagelok.com or contact your authorized Swagelok representative.